SOLIS

ERIC SOLIS MARKETING LTD

TRUSTED TECH, TAILORED SOLUTIONS

ANNUAL REPORT 2026

HIGHLIGHTS

SERVICE EXCELLENCE

SOLIS scored a 95% service rating from our customers in 2026, up from 93% in 2025.

93%	95%	97%	95%
Service Experience	Communication	Technician Performance	Problem Resolution

Exceeded 4,000 actively serviced machines in field

DIVIDEND PERFORMANCE

18MONTHS OVERVIEW

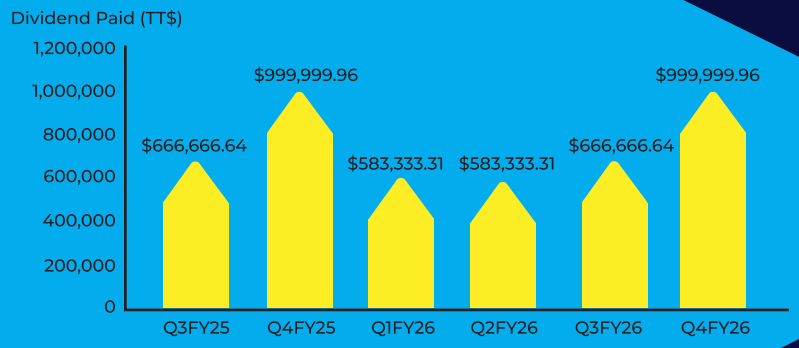

EFFECTIVE ANNUAL DIVIDEND YIELD: 9%

TOTAL DIVIDENDS PAID $4,500,000

REVENUE GROWTH

2022 - 2026

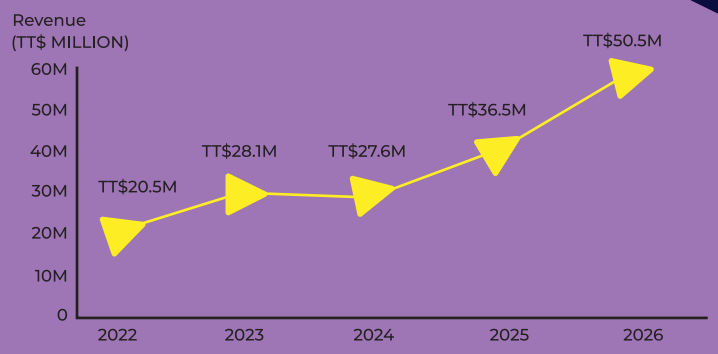

5-YEAR REVENUE GROWTH: +146%

YOY GROWTH: 38%

CAGR: 25.3%

CONTENTS

OUR TEAM 1

Notice of Meeting
Who We Are
Our Relationship with The Office Authority Ltd
Corporate Information
Chairman's Remarks
Management Discussion & Analysis
Board of Directors
Directors' & Senior Officers' Interest

SERVICE FOCUS 34

Customer Survey Results
Testimonials

KEY INTERNATIONAL PARTNERS 47

Konica Minolta
SAMSUNG
Kyocera
hp
Lexmark
Papercut
Brother
RISO
Fellowes
Tarkett
Altro
F Ball
Dams
Offix

FINANCIAL STRENGTH 90

Statement of Management's Responsibilities
Independent Auditor's Report
Statement of Financial Position
Statement of Comprehensive Income
Statement of Changes in Equity
Statement of Cash Flows
Notes to the Financial Statement

OUR TEAM

Notice of Meeting

Notice is hereby given that the Fifty-Ninth Annual Meeting of Shareholders of Eric Solis Marketing Limited ("SOLIS") will be held at the Yara Auditorium, Arthur Lok Jack Graduate School of Business - Max Richards Drive, Uriah Butler Highway North West Mount Hope, on Wednesday September 9, 2026 at 9:30am for the following purposes:-

1. To consider and, if thought fit, pass the Special Resolution approving the amendments to the Articles of Continuance of Eric Solis Marketing Limited, substantially in the form set out in Appendix 1 to the Circular accompanying this Notice of Meeting, in accordance with section 214 of the Companies Act, Chap. 81:01.
2. To receive and consider the Report of the Directors and the Audited Financial Statements for the financial year ended April 30, 2026, together with the Report of the Auditors thereon.
3. To re-elect Directors until the close of the Annual Meeting of the Shareholders next following and if through fit, to pass the following Resolutions:
    1. THAT, the Directors to be re-elected, be re-elected en bloc; and
    2. THAT, in accordance with the requirements of paragraphs 4.3.1 and 4.4 of By-Law No. 2 of the Company, Messrs. Angella Persad, Rishi Baddaloo, Mukesh Mahangoo, Kristine Thompson and Ezekiel George Gobin be and are hereby re-elected as Directors of SOLIS to hold office until the close of the next Annual Meeting of the Shareholders of SOLIS following this election.
4. To re-appoint the incumbent Auditors and authorise the Directors to fix their remuneration and expenses for the ensuing year.
5. To transact any other business of the Company.

By order of the board

Mukesh Mahangoo
Company Secretary
August 10, 2026

Who We Are

Our Vision & Values
SOLIS aspires to be the most efficient and effective service provider in the industry. This aspiration is built on a foundation of the following values: Honesty, Passion, Accountability, Mutual Respect and Solution-Oriented.

What We Do
What we do today is more diverse than September 2024 when we initially offered our stock to the public. We believe that this diversity augurs well for the future and it has already contributed to the profitability of our company. The following areas constitute the main business activities of SOLIS:

- **Office printing and photocopying:** SOLIS sells, rents and services multifunction printers and photocopiers for office and business use. We provide enabling software to manage print costs and offer remote device monitoring. This enables improved uptime device utilisation by our customers. We also supply other office automation and digitisation tools including scanners and shredders. SOLIS is the appointed authorised dealer for Konica Minolta, Risograph, hp, Lexmark, Brother, Fellowes, and Papercut. Through its ownership of BEI, the group also enjoys the authorised dealership of Kyocera multifunctional copiers and printers. SOLIS has over 4,000 active machine installations over a myriad of industries, including the banking and finance sector, the oil and gas sector, government, manufacturing, distribution, retail, and educational institutions.
- **Industrial and production printing:** SOLIS supplies industrial-grade toner-based production printing solutions for the label industry, commercial printeries and continuous inkjet applications
- **Commercial display solutions:** SOLIS sells, rents and warrants SAMSUNG screens across a number of industries. From specialised digital menu board for the quick service restaurant sector, to interactive whiteboards for the education market, SOLIS has rapidly deployed a number of installations for Grade-A clients. .
- **Commercial Interiors and Office Furniture:** Through its wholly-owned subsidiary, BEI, the group has become an important player in the supply of office furniture and office outfitting. The group represents reputable international suppliers in

this industry, including commercial flooring brands Altro, Tarkett and F-Ball, and furniture brands Dams and OfX. The group has completed a number of commercial installations throughout Trinidad & Tobago and the broader Caribbean in public and private hospitals, educational institutions, supermarkets and commercial office spaces

Our Trajectory

SOLIS is a business built on a simple idea: help other organisations do their jobs better. For more than five decades, we have grown by identifying products, technologies and services that solve real business problems, then backing those solutions with people who understand the local market and are committed to long-term customer relationships. We have found that this approach, while not always the fastest route to growth, has proven to be the most durable.

Today, the Group operates across several complementary business lines. We aspire to be the supply partner customers trust when quality matters, technical knowledge is important and long-term support is expected. We believe that reputation, once earned, becomes one of a company's most valuable assets.

The business lines within SOLIS are strengthened by long-standing relationships with many of the world's leading manufacturers and technology companies. These partnerships have often been measured not in years, but in decades. They reflect mutual confidence, shared values and a belief that sustainable business is built through consistency rather than short-term opportunity.

Equally important are the people who make up SOLIS. More than 50 direct staff and over 400 employees across the broader family of The Office Authority Ltd come to work each day with the responsibility of serving our customers, supporting one another and protecting the reputation that previous generations have built. Buildings, equipment and technology can all be replaced. Experience, integrity and commitment are much harder to replicate, and they remain among our greatest competitive advantages.

Our philosophy has always been straightforward. We prefer businesses that create genuine value for customers. We invest with a long-term perspective. We manage our resources prudently. We believe that cash flow matters, that promises should be kept,

and that lasting relationships are worth more than short-term gains. These principles have guided the Group through changing economic conditions and continue to shape the decisions we make today.

We also recognise that business carries responsibilities beyond financial performance. Operating responsibly, supporting our communities, treating employees fairly and reducing our environmental impact are not separate initiatives—they are simply part of running a business properly.

As we look ahead, we remain optimistic. Technology will continue to reshape workplaces. Sustainability will become increasingly important. Customer expectations will continue to evolve. These changes create opportunities for companies that are prepared to adapt while remaining disciplined in their decision-making.

At SOLIS, our objective is unchanged. We intend to build a stronger business each year than the one we inherited, creating lasting value for our customers, our employees, our business partners and our shareholders. We believe that if we continue to do the ordinary things well, year after year, the results will be extraordinary.

Amalgamation

We recently announced the legal amalgamation between SOLIS and BEI (its wholly-owned subsidiary) that was acquired in 2025. We expect that this initiative will strengthen the financial performance, position and cash flows of SOLIS. BEI will therefore be a division of SOLIS, with the amalgamated SOLIS as the flagship corporate form.

Our Relationship with The Office Authority Ltd

OA was officially incorporated on October 31, 2008, in Trinidad and Tobago as the corporate vehicle to house several acquisitions pursued by its shareholders. OA is the ultimate parent company of SOLIS. While OA itself was incorporated approximately 15 years ago, OA's legacy parent, Trinpad, has been in operation for over 60 years and is a well-known local brand, being the first indigenous manufacturer of school stationery products in Trinidad and Tobago. Other legacy businesses that were integrated into OA include Media Sales Ltd., Media Print Ltd., Caribbean Print and Paper Products Ltd., Office Express, Paper Source Ltd and the Fine Papers division of Trinidad Tissues Ltd. In September 2024, OA also acquired Trinidad Label Company Ltd, and in January 2025, SOLIS acquired Business Equipment & Interiors International Ltd.

OA is engaged in several core business activities. Firstly, it specializes in the manufacturing and conversion of paper and paper products, catering primarily to the needs of schools and offices. Additionally, OA offers commercial and promotional printing. OA also plays a significant role in the importation and distribution of stationery, office supplies, and school supplies, acting as the authorized distributor for multinational manufacturers in this sector. Some of OA's more popular brands include PILOT and Scholar, Lastly, OA operates a retail chain of stores known as Trinpad. OA employs over 400 people and serves the financial services sector, government, energy, professional services, publishing and manufacturing, and distribution sectors across 15 countries.

OA and SOLIS collaborate closely and provide support to each other to capitalize on synergies arising from operating in complementary industries. OA's group executives directly oversee the operations and strategic direction of SOLIS. Additionally, SOLIS benefits from shared services administration provided by OA's dedicated team, which handles non-commercial activities such as HR, Finance, IT, and Shipping. In return for these services, SOLIS compensates OA through a monthly management fee. This arrangement allows SOLIS to leverage the resources and expertise of OA, enhancing operational efficiency and focusing on its core business activities..

CORPORATE TIMELINE

1963
Birth of Trinpad
First indigenous manufacturer of school stationery products in Trinidad & Tobago. Licensed to use the national Coat of Arms on exercise books

2006
Acquisitions 1 & 2
Acquisition of Media Sales Ltd. & Media Print Ltd. A major shift into Distibution

2007
Acquisition 3
Acquisition of Eric Solis Marketing Ltd. Complementary Business Line - Office Equipment

2009
Acquisition 4
Acquisition of Office Express chain of retail stores

2010
Acquisitions 5 & 6
Acquisition of Caribbean Print & Paper Products and acquisition of Fine Papers (division of Trinidad Tissues Ltd.) Deeper focus on print and manufacturing, including regional markets

2011
Consolidation
Streamlining the operations into Print, School & Office Supplies, Promotional Products and Office Equipment

2020
Retail Springboard
Opened Trinpad Store in Massy Stores, Gulf View

2021
Opened Trinpad Stores in Massy Gopaul Lands, Massy Trincity and Massy Alyce Glen

2023
Celebrating 60 years in business - an Enduring Legacy. Thank you to our dedicated employees, loyal customers and all stakeholders who have stayed the course with us. We look forward to the next 60 years

2024
SOLIS IPO
Listing on the Stock Exchange oversubscribed

2024
Acquisition 7
Acquisition of Trinidad Label Company Ltd (ÔTLCÕ) Expansion into flexographic printing

2025
Acquisition 8
Acquisition of Business Equipment & Interiors International Ltd (ÔBEIÕ)

Corporate Information

Board of Directors	Angella Persad - Chairperson Rishi Baddaloo Mukesh Mahangoo Kristine Thompson Ezekiel George Gobin
Registered Office	OA Complex 16 El Socorro Ext. Road No. 1 San Juan
Head Office	401 Fernandes Business Centre, Eastern Main Road, Laventille, Trinidad and Tobago Tel: (868) 674-9772 Email: SOLIS.sales@officeauthoritygroup.com Website: www.ericsolisltd.com
Attorneys-at-Law	JCS Caribbean Law Attorneys-at-Law 5th Floor, Newtown Centre, 30-36 Maraval Road, Port of Spain, Trinidad and Tobago Tel: (868) 225-4JCS Fax: (868) 622-2671 Email: info@jcscaribbeanlaw.com

Auditors

BDO Trinidad & Tobago
122-124 Frederick Street
2nd Floor, CIC Building
Port of Spain, 100825,
Trinidad & Tobago
Tel: (868) 625-8662
Email: bdott@bdo.tt

Bankers

Republic Bank Limited
9-17 Park Street, Port of Spain,
Trinidad and Tobago
Tel: (868) 625-4411

First Citizens Bank Ltd,
Queen's Park East, Port of Spain.
Trinidad and Tobago
Tel: (868) 62-FIRST

RBC Royal Bank
(Trinidad & Tobago) Ltd, St. Clair Place,
7-9 St. Clair Avenue, Port-of-Spain,
Trinidad and Tobago
Tel: (868) 625-7288

Angella Persad

Chairman's Remarks

Dear Shareholders,

On behalf of the Board of Directors, I am pleased to present the Annual Report of Eric Solis Marketing Limited ("SOLIS") for the financial year ended April 30, 2026.

This was the first full year of operation of our newly acquired subsidiary, Business Equipment & Interiors International Ltd ("BEI"), under the SOLIS Group umbrella. Both SOLIS and BEI performed creditably, in a year that was characterized by a challenging economic landscape in Trinidad and Tobago, and a global economy that faced inflationary pressures, heightened uncertainty, constrained supply and surging freight and insurance costs in the supply chain.

The SOLIS Group was not spared any of the effects of this environment, but our diversified portfolio provided a welcome buffer to the intense competition in the business equipment market. Our new product lines, namely Digital Display Signs, Commercial Interiors and Office Furniture, opened up new markets for the Group particularly in the health, education, tourism and entertainment sectors in the local and regional markets.

In November last year we took the bold move to relocate the BEI office from its 30 year home in Newtown, Port of Spain, and the two separate warehouses located offsite, to the Fernandes Business Complex in Laventille. This was a strategic move that allowed us to centralize sales, service, administration and warehouse under one roof in a 16,000 sq ft facility. The benefits of closer management oversight over inventory and deliveries were immediately seen. This was also a defensive move to contain costs in the face of a stagnant market with rising inflation.

Performance Highlights

Our Group results for the year ended April 30th 2026 reflect the first full year of BEI's performance consolidated into the SOLIS Group's annual performance. Combined revenues totalled $50.4 million, demonstrating strong business unit performance notwithstanding the challenging market conditions. Net Profit After Tax (NPAT) was $5,316,602 which represented a decline of $1Million or 16% from last year. The key reasons for the fall in NPAT were the cost of relocating BEI and the increased cost of purchasing foreign exchange through the cross currency exchange trades. We expect that NPAT will improve in the current year, given the plans in place for growth, particularly in the export markets.

I am therefore pleased to announce a final dividend in respect of the financial year ended April 30, 2026 in amount of 12 cents per share. This brings the total dividend for FY 2026 to 34 cents per share, or $2,833,333 for the year. Since listing on the Stock Exchange, SOLIS has paid approximately $4.5 million in dividends.

Strategy and Growth

The Board remains confident that the Group's long-term strategy positions SOLIS for sustainable growth. We will focus on selected regional markets for growth, building on the successes already achieved and establishing new strategic partnerships that allow us to maximize our capacity to service our customers.

Our strategic priorities include:

- expanding recurring revenue through managed print service contracts;
- providing best in class technical service to our customers. Our testimony to this is in the regular capture of customer feedback through tailored surveys, the results of which we publish on our website quarterly;
- growing our regional presence in commercial interiors and workplace solutions;
- accelerating digital workflow and document management services;
- improving operational efficiency through investment in technology and people; and
- identifying new strategic partnerships that complement our existing portfolio.

Looking Ahead

Although economic conditions remain uncertain, the Board believes the Group is well positioned to capitalize on emerging opportunities. Organizations throughout the Caribbean continue to modernize their workplaces, digitize business processes and invest in technologies that improve productivity and efficiency. These structural trends provide significant opportunities across each of our business segments.

We recently announced the amalgamation of BEI and SOLIS which we expect to redound positively to the financial position, performance and cash flow of the Group from now into the future, We also plan to integrate the businesses operationally, starting with a relocation of SOLIS into the BEI building. This will allow for a more effective consolidation of the sales and service teams as we continue to market our flagship Konica Minolta and Kyocera brands, and faster harmonization of the administrative and delivery functions that support sales.

With a diversified business portfolio, recognized global brand partnerships, experienced management team and strong customer relationships, the SOLIS Group is well equipped to continue delivering sustainable growth and creating long-term value for shareholders. On behalf of the Board, I wish to express our sincere appreciation to our Management and staff for their dedication and professionalism, our customers for their continued confidence, our strategic partners and suppliers for their ongoing support, and our fellow shareholders for their trust in the future of our Company.

Together, we remain committed to building a stronger, more innovative and more resilient SOLIS Group.

Presentation to our shareholders at our first AGM as a publicly listed company.

Rishi Baddaloo

Management Discussion & Analysis

OVERVIEW

The 2026 financial year represented a transformational period for the SOLIS Group.

Following our successful listing on the SME Market of the Trinidad and Tobago Stock Exchange during the previous financial year, management remained focused on executing its strategic growth agenda while maintaining operational discipline and delivering value to shareholders.

The acquisition and successful integration of Business Equipment & Interiors International Limited ("BEI") significantly strengthened the Group's market position by expanding our product portfolio to include Kyocera document solutions, office furniture and commercial interiors. This transaction also diversified our business and enhanced our ability to offer comprehensive workplace solutions across both the public and private sectors.

Despite continued foreign exchange constraints, higher operating costs and competitive market conditions, the Group delivered another year of strong operational performance underpinned by robust revenue growth and healthy cash generation. Overall

FINANCIAL PERFORMANCE

Revenue

Group revenue increased to TT$50.4 million, representing growth of 38.0% over the prior year's revenue of TT$36.5 million.

Growth was driven by several factors:

- the contribution from the acquisition of BEI;
- increased equipment and consumables sales;
- continued growth in managed print services;
- recurring operating lease income; and
- improved cross-selling opportunities across the enlarged Group.

Gross Profit

Gross profit increased by 20.0% to TT$21.4 million compared with TT$17.8 million in the previous year.

Although revenue increased substantially, gross margin moderated from approximately 48.8% to 42.5%, reflecting:

- changes in product mix;
- integration of the newly acquired business;
- increased equipment sales;
- competitive pricing on strategic contracts; and
- continued pressure on imported product costs, driven largely by an increased cost of accessing foreign exchange through currency swaps.

Management remains focused on improving margins through greater operational efficiencies, procurement initiatives and growth in higher-margin recurring service revenues.

Operating Expenses

Administrative expenses increased to TT$8.2 million from TT$6.2 million, reflecting:

- integration of BEI;
- increased employee costs;
- investment in operational infrastructure;
- higher audit and governance costs associated with operating as a listed company; and
- additional depreciation arising from acquired assets.

Selling expenses increased to TT$5.9 million from TT$3.3 million, principally reflecting expansion of the sales organisation supporting the enlarged Group.

These investments were deliberate and position the business for sustainable long-term growth.

Profit Before Tax

Profit before taxation amounted to TT$6.0 million.

While this was below the prior year's TT$7.2 million, management believes the result should be viewed in the context of:

- acquisition integration costs;
- expansion of the sales organisation;
- increased investment in governance and compliance following listing;
- higher depreciation and lease-related charges associated with business expansion.

Importantly, these investments establish a stronger platform for future earnings growth. Additionally in the last financial year, our profit was driven by some periodic contract wins which contributed to about $2 million of our $7.2 million earned in FY 2025 Profit Before Tax. Indeed in FY2024, SOLIS's Profit before Tax was $4.1 million. Management views this core trajectory as positive. More importantly, management also believes that the recently announced amalgamation will redound to sustaining SOLIS's profit.

Net Profit

Net profit after tax was TT$5.3 million, compared to prior year's $6.4m. The Group's recently announced amalgamation is expected to positively impact the overall profitability through a reduced cost footprint from integration. The Group continues to benefit from the tax incentives available to companies listed on the SME Market of the Trinidad and Tobago Stock Exchange, which support shareholder value while enabling continued investment in business growth.

FINANCIAL POSITION

Total assets remained strong at approximately TT$51.4 million.

During the year the Group continued investing in productive assets while maintaining a healthy balance sheet.

Key highlights include:

- Goodwill of TT$4.48 million arising from the acquisition of BEI, with no impairment identified.
- Property, plant and equipment increased to TT$1.37 million.
- Right-of-use assets remained substantial at TT$9.16 million, reflecting the continued strength of the operating lease portfolio.
- Inventory levels remained stable despite higher business volumes, demonstrating effective inventory management.
- The Group closed the year with shareholders' equity of TT$31.7 million, reflecting continued value creation for shareholders.

CASH FLOW

One of the strongest indicators of the Group's financial quality continues to be its cash generation.

Net cash generated from operating activities amounted to TT$9.6 million, significantly exceeding reported accounting profit.

This demonstrates:

- strong collection of receivables;
- disciplined working capital management;
- resilient recurring lease cash flows; and
- the quality of the Group's earnings.

During the year management utilised operating cash flows to:

- repay acquisition-related debt;
- invest in equipment;
- fund lease assets;
- pay dividends to shareholders; and
- continue strengthening the balance sheet.

CAPITAL MANAGEMENT

Management continued reducing financial leverage throughout the year.

Borrowings reduced from approximately TT$3.0 million to TT$1.4 million, while deferred acquisition consideration continued to be repaid according to schedule.

The Group maintains adequate banking facilities together with sufficient operating cash flows to support ongoing expansion.

ACQUISITION OF BEI

The acquisition of Business Equipment & Interiors International Limited represents one of the most significant milestones in the Group's history.

Beyond expanding revenue, the acquisition:

- strengthened relationships with multinational technology manufacturers;
- broadened the customer base;
- diversified revenue streams;

- expanded recurring service income;
- introduced commercial interiors as a complementary business line; and
- enhanced opportunities for cross-selling across the Group.

The Board remains satisfied that the acquisition is performing in line with strategic expectations and believes it will continue contributing positively to shareholder value over the medium term.

RISK MANAGEMENT

Management continues to actively monitor the principal risks affecting the business, including:

- foreign exchange availability;
- supply chain disruptions;
- technological change;
- cybersecurity;
- customer credit risk;
- public sector procurement cycles; and
- inflationary cost pressures.

The Group continues to mitigate these risks through supplier diversification, disciplined credit management, prudent inventory planning, investment in people and maintaining strong relationships with global technology partners.

MATERIAL TRANSACTIONS BETWEEN SOLIS & OA

OA is the ultimate parent company of SOLIS. OA also owns 100% of Trinidad Label Company ("TLC"). Material transactions between OA and SOLIS are outlined as follows:

- OA is a customer of SOLIS. OA buys print equipment, photocopiers and consumables from SOLIS. In FY2026, SOLIS sold approximately $3.5m to OA and TLC. In FY2025, SOLIS sold approximately $2.3m to OA and TLC. The increase was largely driven by the newly-installed Konica Minolta commercial printing press at TLC, commissioned by SOLIS and Marubeni Business Machines America at the start of FY2026.

- OA provides mid-office and back-office services to SOLIS, including executive management, treasury management, accounting and financial services, procurement, human resources and information technology services. In both FY2026 and FY2025, OA charged SOLIS approximately $2m for these services. OA's charge to SOLIS is governed by a Management Contract between the two companies. SOLIS's board of directors include 2 independent directors, who also sit on its Audit Committee. The Audit Committee is chaired by an independent director and independent directors form the majority of the Audit Committee.

ACCOUNTING POLICIES OF SOLIS

The accounts for FY2026 and FY2025 have been prepared by management in accordance with full IFRS as issued by the International Accounting Standards Board and adopted by the Institute of Chartered Accountants of Trinidad & Tobago. SOLIS's financial statements for FY2026 were audited by the international independent firm of BDO Trinidad & Tobago.

OUTLOOK

Looking ahead, management remains cautiously optimistic regarding the Group's prospects.

Demand continues to grow for integrated workplace technology, managed print services, digital document management, office furniture and commercial interiors as organisations modernise their operations and improve productivity.

The successful integration of BEI has created a broader platform from which the Group can pursue larger public and private sector opportunities while strengthening recurring revenue through managed services and long-term contractual relationships.

The Board remains committed to disciplined capital allocation, operational excellence and sustainable growth, with the objective of delivering increasing long-term value to shareholders.

Board of Directors

Board of Directors

SOLIS' board of directors comprises 3 executive directors and 2 independent directors, who also sit on its Audit Committee. The Audit Committee is chaired by an independent director and independent directors form the majority of the Audit Committee. SOLIS's directors are as follows:

Name	Position
Mrs. Angella Persad	Director & Chairperson of the Board
Mr. Rishi Baddaloo	Director
Mr. Mukesh Mahangoo	Director
Ms. Kristine Thompson	Independent Director
Mr. Ezekiel George Gobin	Independent Director

Angella Persad

Angella Persad is the Executive Chairman of The Office Authority Ltd., which she was instrumental in forming to acquire the interests of several businesses in the office supplies and print sectors. Prior to joining the group in 2007, she was the Country Managing Partner at Ernst & Young in Trinidad and Tobago. She was also the partner in charge of the Transactions Advisory Services Practice. Before that, she was employed at Development Finance Limited for 8 years culminating in the positions of Senior Corporate Manager and Corporate Secretary. Angella holds an MBA with Distinction from the Manchester Business School and a Masters Degree in Accounting from UWI. Angella currently chairs The Office Authority Ltd, Trinidad Label Company Limited, Business Equipment and Interiors International Ltd and SOLIS. She is also a director at ANSA Bank Limited. She is a Past President of the Trinidad & Tobago Chamber of Industry and Commerce, a Distinguished Alumnus of the UWI awarded in the inaugural year of the programme and a former director of the Arthur Lok Jack Global School of Business.

Rishi Baddaloo

Rishi Baddaloo has been the Group Managing Director of The Office Authority Ltd since 2014. He joined the group in 2011 and has filled various executive roles prior to becoming the Group Managing Director. In this capacity, as part of his role, he holds executive responsibility for the performance of SOLIS. He has experience in manufacturing, distribution, retail, the print industry, the promotional products sector and business equipment. Prior to joining the group, he worked in Transaction Advisory Services at Ernst & Young and gained experience in mergers and acquisitions, corporate finance and private equity. Rishi is a former Chairman of First Citizens Asset Management Ltd and a former director of First Citizens Bank Ltd. He sits as a director on the board of The Office Authority Ltd, Trinidad Label Company Limited, Business Equipment and Interiors International Ltd, Star Copy Ltd and SOLIS. He holds an MBA from Vanderbilt University (2006) in the USA, graduating Beta Gamma Sigma, and a Bachelor of Sciences from The University of the West Indies (2002), graduating with First Class Honours. He graduated as the most outstanding student in his class, and was awarded most outstanding Social Sciences student in each year of the undergraduate degree program. He is also a graduate of Naparima College. Rishi has been awarded multiple scholarships, including a Fulbright Scholarship, a National Scholarship and a Richard S. Weinberg Memorial Scholarship.

Mukesh Mahangoo

Mukesh Mahangoo joined OA in 2014 having worked in the tissue paper industry for the previous 22 years. He was the Financial Controller of Trinidad Tissues Group of Companies when it was acquired by Grand Bay in 2009. He was subsequently appointed Chief Financial Officer of their Trinidad operations. He is a qualified accountant holding the designation of FCCA.

Kristine Thompson

Kristine Thompson is Co-Founder and Managing Partner of Rise Guyana Holdings, Guyana's first private equity/real estate fund.
Kristine spent her early career in management consulting at the Boston Consulting Group in the U.S., Canada and internationally, in the areas of corporate strategy, organization, and mergers and acquisitions. She then transitioned to lead companies in the Caribbean region across several industries including financial services, manufacturing, energy, consumer goods and luxury real estate. Most recently, she was the CEO of Cabot Saint Lucia, leading the development of a luxury golf course and real estate community for the Canadian golf brand, Cabot. Prior to this she was the CEO of Sunshine Snacks Limited, an Executive at Guardian Holdings and managed an energy private equity fund.
Kristine also co-founded and developed a number of entertainment franchise businesses across the region.
Kristine holds an MBA from Harvard Business School and a Bachelor of Commerce from Queen's University in Canada. She is a former Director of Republic Financial Holdings Limited and Republic Bank Limited.

Ezekiel George Gobin

George Gobin, CEO of GTG InnoVision, specializes in technology solutions for the Caribbean. George has had extensive experience in IT, consulting for Digital Transformation in the Public Sector with TekSystems Inc (USA). During the period 2015 – 2021, George was the Group Chief Technology and Information Officer at the SM Jaleel Group of Companies headquartered in Otaheite, Oropouche, Trinidad. George has held multiple leadership roles with various regional Microsoft offices. With over 41 years in the field, he has contributed significantly to the Caribbean's IT landscape, earning accolades such as the Caribbean Luminary Award. He is also actively involved in various boards and societies, reflecting his commitment to technology and community development in the region. George is currently on the Board of the Trinidad and Tobago Network Information Centre Ltd (TTNIC www.nic.tt), as well as a Director on the Board of The Trinidad and Tobago Multistakeholder Advisory Group (www.mag.tt).

Board Experience

	Corporate Governance	Accounting & Finance	IT & Print Industry & Paper	M&D & Retail	Strategic Management	M&A Knowledge	International Business	Independent
Angella Persad	▶	▶	▶	▶	▶	▶	▶	▷
Rishi Baddaloo	▶	▶	▶	▶	▶	▶	▶	▷
Mukesh Mahangoo	▶	▶	▶	▶	▶	▶	▶	▷
Kristine Thompson	▶	▶	▷	▶	▶	▶	▶	▶
George Gobin	▶	▷	▶	▷	▶	▷	▶	▶

Audit Committee

SOLIS' Audit Committee, which was formed via a Board Resolution on February 27th 2024, is a crucial component of the organization's corporate governance framework. As an independent committee, it plays a vital role in ensuring transparency, accountability, and effective risk management within the Company. The following persons were appointed as members of the Audit Committee:

- Kristine Thompson
- Ezekiel George Gobin
- Mukesh Mahangoo

Audit Committee Charter

1. Purpose

The Audit Committee (the "Committee") is appointed by the Board of Directors (the "Board") of Eric Solis Marketing Limited ("ESML") to assist the Board in fulfilling its oversight responsibilities relating to the financial reporting process, internal controls, audit process, and compliance with legal and regulatory requirements. The primary objective of the Committee is to promote integrity, transparency and accountability in the financial reporting process and to enhance investor confidence in the Company.

2. Composition

- The Committee shall consist of at least two independent directors appointed by the Board.
- The Chair of the Committee shall be appointed by the Board from among the Committee members and must be one of the independent directors.
- Committee members shall possess relevant financial expertise and/or business experience and shall meet the independence and qualification requirements set forth by applicable regulatory authorities.

3. Meetings and Operations

- The Committee shall meet at least four times annually, or more frequently as necessary, to fulfill its duties and responsibilities.

- The Committee may meet in person, telephonically, or via video conference.
- The Chair of the Committee shall be responsible for setting the agenda for each meeting in consultation with management and other Committee members.
- The Committee may invite members of management, internal and external auditors, legal counsel, or other advisors to attend meetings and provide information as necessary.

4. Duties and Responsibilities

The Committee is responsible for overseeing the financial reporting, auditing, risk management, and compliance activities of ESML. The Committee plays a vital role in ensuring the integrity, reliability and transparency of the company's financial reporting and auditing processes, and in protecting the interests of the shareholders and the public.

The roles and responsibilities of the Committee are:

- Overseeing the integrity of the Company's financial reporting process, including the adequacy and effectiveness of internal controls and risk management systems.
- Reviewing and approving the Company's annual financial statements, quarterly financial results, accounting policies and other periodic reports filed with regulatory authorities.
- Overseeing the selection, appointment, and independence of the Company's external auditors, including the approval of their compensation, engagement terms, and scope of audit services.
- Monitoring the company's compliance with laws, regulations, ethics, and codes of conduct, and handling any complaints or investigations related to accounting or auditing matters.
- Coordinating with the internal audit function, if any, and approving the internal audit plan, budget, staffing, and organization.
- Meeting regularly and separately with management, the external auditor, and the internal auditor, and reporting to the board on the audit committee's activities and findings.
- Engaging and funding any advisors or experts that the audit committee deems necessary to fulfill its duties.
- Ensuring that adequate measures are in place to mitigate against loss from major

operational risks of the business, such as:

a. Data Security Breaches: Multifunction equipment may store sensitive data, such as customer information or proprietary business data. Data security breaches, including unauthorized access, theft, or loss of data, can result in financial losses, reputational damage, and legal liabilities for the company.
b. Business Continuity and Disaster Recovery: Lack of robust business continuity and disaster recovery plans to mitigate the impact of unforeseen events, such as natural disasters, cyberattacks, or equipment failures, can disrupt operations, lead to data loss, and jeopardize the company's viability.

- Reporting regularly to the Board on the Committee's activities, findings, and recommendations, including any significant issues or concerns identified during the course of its duties.
- Reviewing and reassessing the adequacy of this Charter annually and recommending any necessary changes to the Board for approval.

5. Resources and Authority

The Committee shall have access to adequate resources and authority to fulfill its duties and responsibilities, including the authority to retain, compensate, and terminate external advisors or consultants as necessary to assist in the performance of its functions.

6. Reporting and Accountability

The Committee shall report regularly to the Board on its activities, findings, and recommendations. The Committee shall be accountable to the Board and shall act in accordance with the highest standards of integrity, independence, and ethical conduct.

Directors & Senior Officers Interest

Director	Shareholding as at 30.04.2026	Connected Party Holding
Angella Persad	30,000	5,583,333
Rishi Baddaloo	12,500	5,583,333
Mukesh Mahangoo	62,500	
Ezekiel George Gobin	6,250	
Kristine Thompson	0	
Suresh Ramsundar	65,000	
Ronson Sinanan	1,250	
Mohan Ramnath	2,000	
Vindra Ramcharan	1,250	
Caroline Mallalieu	31,250	
Lettisha Balliram	1,000	
Anthony Young	500	
Clint Uddenberg	500	
Nigel Mahabir	2,000	

Shareholder	Shareholding as at 30.04.2026	Connected Party Holding
Star Copy Ltd	5,583,333	The Office Authority Ltd
The Office Authority Ltd		Angella Persad & Rishi Baddaloo
NCB Merchant Bank (Trinidad & Tobago) Ltd	822,144	
Republic Bank Ltd - 1162 (Trustee)	550,000	
Robert Tang Yuk	146,303	
Michael Sastri Sammy & Tamara Andrena Bassant	75,000	
Suresh Ramsundar	65,000	
Mukesh Mahangoo	62,500	
Peter Permell	53,700	
Rawle Baddaloo	50,000	
John Chin Yuen Kee Sandra Chin Yuen Kee	50,000	

Please note: As at April 30, 2026:

1. The Office Authority Ltd owns 100% of Star Copy Ltd
2. Star Copy Ltd owns 5,583,333 shares of SOLIS (67% ownership)
3. Angella Persad and Rishi Baddaloo are shareholders of The Office Authority Ltd

Management

For the past several years, SOLIS has operated under a shared services agreement with its ultimate parent company, OA, through which specific support functions, including Finance, Accounting, Procurement, Management Services, IT Services, Transportation and Delivery, Insurance, and Communications, are outsourced to OA in exchange at an agreed upon management fee. This arrangement is part of SOLIS' strategy to leverage OA's expertise and maintain efficiency in these essential operational areas, and the associated service costs are diligently monitored and align with market rates. The primary senior officers of OA and their respective bios, that provide these functions to SOLIS are outlined below:

Suresh Ramsundar – General Manager
Suresh Ramsundar joined Eric Solis Marketing Limited in 2013 as Technical Services Manager and became General Manager in 2014. With a 17-year background at Pereira and Company Limited and Massy Technologies Applied Imaging Limited, Suresh brings a focus on customer needs and future changes. His leadership emphasizes employee inspiration, collaboration, productivity, and fostering workplace diversity. Suresh handles relationships with all SOLIS' principals like Konica Minolta, Riso, Lexmark, HP, Brother, Fellowes, and PaperCut, and is also trained and certified in their business equipment. Over the past decade, he has led sales, inventory, and technical services, consistently demonstrating exceptional leadership and strategic acumen.

Ronson Sinanan – Group Accountant
Ronson Sinanan has over 20 years' experience in the field of accounting and finance. He joined OA in 2018 as the Group Accountant. Prior to moving to OA he held the position as the Management Accountant at Unicomer Trinidad Limited. He is ACCA qualified.

Mohan Ramnath – General Manager, Group Operations & Logistics
Mohan Ramnath has been the General Manager of Group Operations, Logistics Department of OA since 2014. He joined the group in 2007 and has filled various roles prior to becoming the General Manager of Group Operations. As such, he has overall oversight in the areas of stock and inventory control of both wholesale and retail

distribution of SOLIS. He also has experience in manufacturing, distribution, retail, the print industry both offset /digital, promotional products sector and business equipment. Mohan holds a Diploma in Human Resources Management, a Certificate in Supervisory Management and is currently pursuing a Diploma in Health and Safety all of which were done at Cipriani College of Labour & Co-Operative Studies. All together he has over twenty years of experience in the industry.

Vindra Ramcharan – Group Applications Administrator
Vindra Ramcharan is a seasoned professional in the realm of computing and information systems, having a solid academic foundation and a wealth of hands-on experience. In 2004, Vindra graduated with a Bachelor of Science in Computing and Information Systems from London Metropolitan University, earning second-class honors. This educational milestone laid the groundwork for a successful and impactful career in the dynamic field of technology.

Since 2008, Vindra has been an integral part of OA, where dedication and expertise have been the cornerstones of a remarkable journey. Starting as a Help Desk Technician, Vindra quickly demonstrated a knack for problem-solving and a deep understanding of IT systems, leading to the role of Group Applications Administrator in 2010. In this position, Vindra has been at the forefront of pioneering transformative changes within the organization. Whether implementing innovative technologies, streamlining processes, or optimizing applications, Vindra's contributions have played a pivotal role in the success and efficiency of OA.

Lettisha Balliram – Procurement and Logistics Manager
Lettisha Balliram has been the Group Manager – Procurement & Logistics since 2011. She joined then Trinpad Ltd in 2001 as the Accountant. Her strong foundation in accounting allows her to approach procurement with a keen understanding of budgetary considerations and fiscal responsibility. Lettisha has honed her skills in optimizing the supply chain, negotiating favorable contracts and implementing cost effective procurement strategies that drive overall operational efficiency. Her prior experience include Accounting roles at Label House Group of Companies and Caribbean Safety Products Ltd. She has attained Level II of ACCA and is a graduate of Naparima Girls' High School.

Anthony Young – Tobago Manager
With over 27 years of experience in the retail industry, Anthony Young joined OA as a Branch Manager in 2010. His role encompassed increasing profits and identifying opportunities for business growth, including successful expansion. Additionally, he took on the oversight of SOLIS' Tobago operations, which grew rapidly during his tenure. Before joining OA, Anthony served as a manager at Trinidad Tissues Ltd in Tobago. Earlier in his career, he worked as a technician assistant with the Neal & Massy Group of Companies, providing valuable technological insights that have played a key role in the ongoing growth of SOLIS in Tobago.

Clint Uddenberg – SAMSUNG Sales Lead
A distinguished alumnus of London Metropolitan University, Clint graduated with first-class honors in Business Computing in 2019.
In his role at SOLIS, Clint leads the commercialisation of SAMSUNG commercial displays, interactive white boards, and kiosks in the market.
Clint's journey into the realm of technology began with his graduation from St. Mary's College in 2016. This foundation laid the groundwork for his subsequent academic achievements and his flourishing career in the ever-evolving field of technology.

Nigel Mahabir – Product Consultant
Nigel Mahabir joined the company as an "on the job trainee" in 2008 and swiftly advanced to the role of General Administrator in the Eric Solis division within three years. In this position, he played a crucial role in customer engagements, collaborated with various departments, and contributed significantly to the implementation of a new accounting software. Driven by his passion for greater responsibilities, Nigel transitioned to telemarketing and eventually assumed his current position as a Product Consultant. With eight years of experience, Nigel has excelled in his role, exceeding targets, and contributing significantly to SOLIS' success in business equipment sales. His amiable approach to customer service and versatile skills have enabled him to undertake multiple roles within sales, including tendering, procuring, and securing new clientele, solidifying his impact on the company's evolution and success in the market.

SERVICE FOCUS

Customer Survey Results

SOLIS has anchored its strategy for winning new business and maintaining existing business on an aspiration to be the best in class for service across its lines of business. The company has a certified and trained team of technicians that forms its operational backbone. Our Company has developed quantitative and qualitative service metrics, which are assessed and reported on a quarterly basis – customer satisfaction, first time fix rate, average resolution time, technician utilisation, preventative maintenance calls, and training and certification.

Each of SOLIS' international principals have defined training programs. These programs are both commercial in nature (to enable salesperson training) as well as technical in nature (to enable the training of technicians in properly servicing and maintaining the business equipment). SOLIS has a defined program that tracks the training level of each staff member to which these programs apply. Staff are also trained in both a general and a device/ model-specific sense. Each time an international principal launches a new model, SOLIS' staff works to become trained and certified on the new models. In addition to these international programs, SOLIS' staff is also exposed to a locally developed repository which has troubleshooting, experiential learning that is populated by its peers to enable rapid problem-diagnosis and resolution. This enables SOLIS to maintain the standards in its contractual SLAs (Service Level Agreements) with its clients. As a result of this, SOLIS has been able to develop business with large multinational companies, leading Trinidadian companies, and has even been able to win near field business outside of Trinidad, providing sales and servicing to select clients in Guyana and the Eastern Caribbean. Customers include companies in the financial services sector, the energy sector, education sector, manufacturing and distribution sectors, the print industry as well as the government.

Delivering an exceptional customer experience remains central to the SOLIS value proposition and is a key pillar in strengthening the SOLIS brand. During FY26, our annual customer satisfaction survey continued to demonstrate the effectiveness of this commitment. Based on feedback from 180 customers, SOLIS achieved an overall service satisfaction rating of 95%, an improvement from 93% in FY2025.

Encouragingly, every key service performance indicator recorded higher customer ratings than the previous year, reflecting consistent improvements across all aspects of the customer experience:

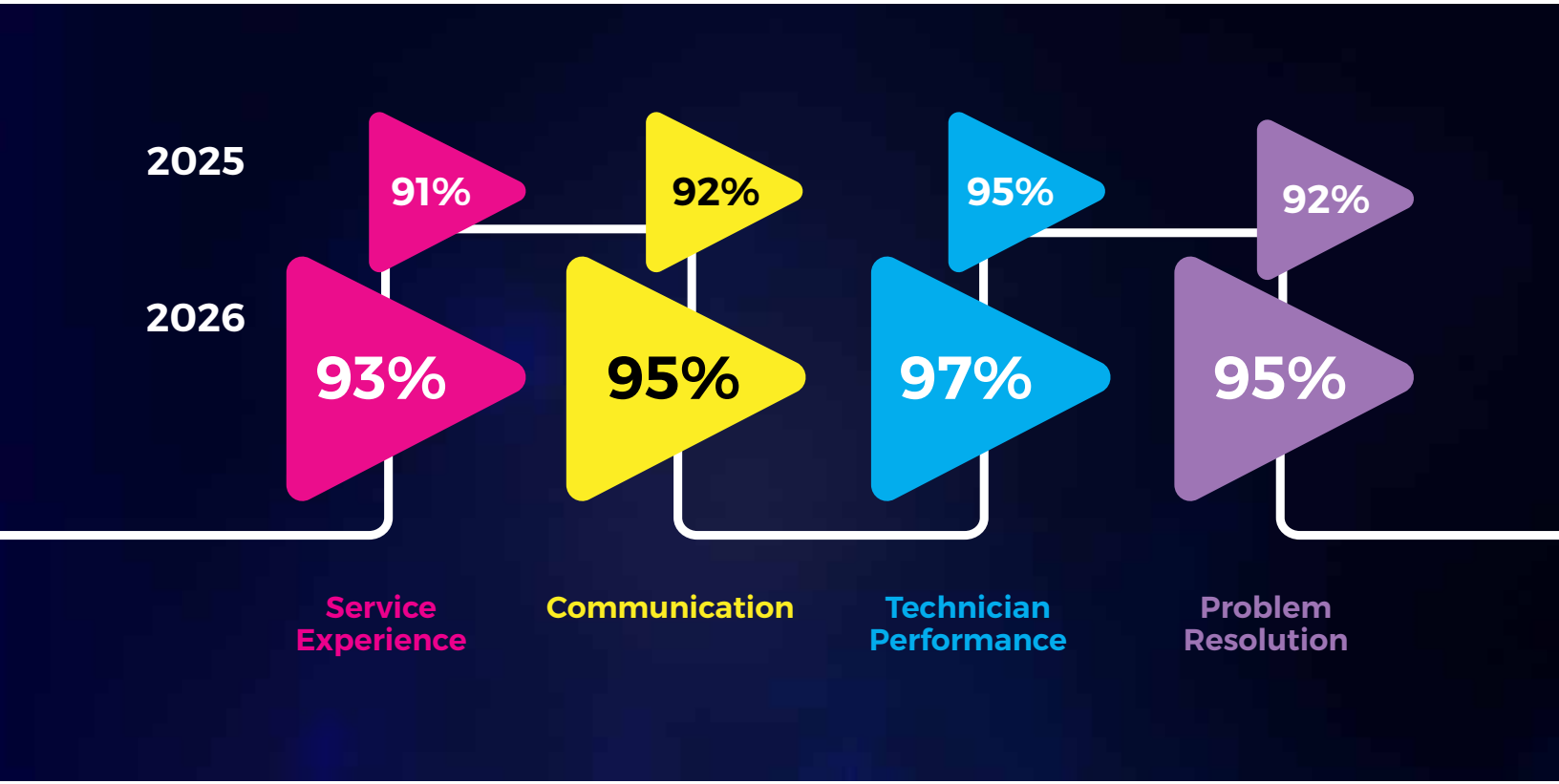

Each survey was based on responses from 180 customers, providing a meaningful measure of customer sentiment and service performance.

The positive trend across all four service dimensions demonstrates that our continued investment in our people, processes and customer support capabilities is delivering measurable results. Particularly pleasing is the sustained strength of our technician performance, together with notable gains in communication and problem resolution—areas that are fundamental to building long-term customer confidence.

These results reinforce one of SOLIS's enduring strategic anchors: exceptional service is our most powerful differentiator. By consistently delivering responsive, professional and customer-focused service, we continue to strengthen the SOLIS brand, deepen customer loyalty and position the Group for sustainable long-term growth.

Throughout FY26, SOLIS engaged 180 customers to review its service along 4 parameters. We received an overall average rating of 95% by customers! The surveys are conducted over the telephone by an independent staff member (not part of the service team) that conducts a qualitative and quantitative questionnaire. Based on the customer's responses, a score is assigned to each parameter. Our management actively reviews these surveys and contacts the customers who give lower ratings with a view to drive consistent performance improvement. The results are also shared with the technicians who completed the service call at the customer site to enable continuous learning and on-going training. SOLIS believes that long-term success in its business is driven by technical service.

Sample Customer Survey:
SOLIS Service and Supplies Customer Satisfaction Survey (Ratings)

Thank you for choosing us! We value your feedback and would appreciate your input to help us improve our service delivery.

1. General Information:
a. Company Name:
b. Contact Person Name:
c. Contact Email (Optional):
d. Contact Phone Number:

2. Service Experience:
a. On a scale of 1 to 10, how are you with the overall service provided?
1 (Not Satisfied) to 10 (Extremely Satisfied)

b. How would you rate the responsiveness of our customer service representatives (CSRs)?
Very Good (10) Good (8) Neutral (5) Poor (3) Very Poor (1)

c. Did the service team meet your expectations regarding the repair or maintenance of your device?
Yes (10) No (1) Partially (5)

3. Communication:
a. Were you kept informed about the status and progress of the service or supply delivery?
Always (10) Sometimes (8) Rarely (5) Never (1)

b. How would you rate the clarity and effectiveness of the communication from our service team?
Excellent (10) Good (8) Average (5) Poor (3) Very Poor (1)

4. Technician Performance:

a. How satisfied are you with the technical expertise of our service technicians?
Very Satisfied (10) Satisfied (8) Neutral (5) Dissatisfied (3)
Very Dissatisfied (1)

b. Did they arrive within 4-8 hours from the time the service call was logged?
Yes (10) No (1) Not Applicable

c. Were they courteous and professional?
Very Courteous (10) Courteous (8) Neutral (5) Discourteous (3)
Very Discourteous (1)

5. Problem Resolution:

a. Was your issue resolved to your satisfaction?
Completely Resolved (10) Partially Resolved (5) Not Resolved (1)

b. How would you rate the speed of problem resolution?
Very Fast (10) Fast (8) Average (5) Slow (3) Very Slow (1)

6. Additional Feedback:

a. Is there anything specific you liked about our service?

_____
_____
_____

b. Is there anything specific you think we could improve?

_____
_____
_____

7. **Likelihood to Recommend:**
On a scale of 1 to 10, how likely are you to recommend our services to others?
1 (Not Likely) to 10 (Extremely Likely)

8. **Any Other Comments or Suggestions:**

_____
_____
_____
_____

Thank you for taking the time to complete our survey! Your feedback is valuable to us and will be used to enhance our service to you!

First SAMSUNG Digital billboard installed in Trinidad and Tobago at SuperPharm South Park, San Fernando.

TESTIMONIALS

"It is with much enthusiasm that I am writing to recommend the service of SOLIS. I have been using SOLIS devices at my office for over two and a half years. SOLIS provides professional services with excellent after sales support. The staff members are knowledgeable, prompt and courteous. The company has supported my company's efforts in introducing services that would meet our business requirements while sustaining environmental policies."

Financial Institution
Assistant Manager

Kyocera team in Trinidad for a launch of the new NOVA series of multifunction equipment.

TESTIMONIALS

"I have been using SOLIS multifunction devices at our office for the past six years and have always been completely satisfied with the machine performance. The after-sale service has also proven to be outstanding. They are also safety oriented which is important to our site. They have been very reasonably priced, and always do exactly what we ask of them. I am happy to recommend the services of SOLIS."

International Energy Company
Sr. Analyst, IT

Digital Menu Boards installed at Burger King in Trinidad and Tobago.

TESTIMONIALS

"The units supplied by SOLIS are very efficient, with minimal breakdowns. There are very few paper jams and the print quality is excellent. when we do have any issues, the customer service team responds expeditiously."

Government Agency
Administrative Officer

KEY INTERNATIONAL PARTNERS

KONICA MINOLTA

Konica Minolta Business Technologies: A Global Leader in Intelligent Workplace Solutions

For more than 150 years, Konica Minolta Business Solutions has been at the forefront of innovation, helping organisations around the world transform the way they capture, manage and communicate information. Headquartered in Tokyo, Japan, Konica Minolta is present in over 150 countries and employs approximately 40,000 people worldwide, serving customers ranging from small businesses to multinational corporations, governments and educational institutions.

Renowned for its award-winning bizhub® multifunction devices, Konica Minolta has evolved far beyond traditional office printing. Today, the company is recognised as a leading provider of Intelligent Connected Workplace solutions, integrating advanced imaging technology with cloud computing, managed IT services, workflow automation, cybersecurity, document management and industrial printing solutions. This strategic transformation reflects Konica Minolta's commitment to helping organisations improve productivity, reduce operating costs and accelerate digital transformation.

Innovation remains central to the company's philosophy. Konica Minolta invests significantly in research and development, resulting in industry-leading technologies in areas such as artificial intelligence, machine vision, Internet of Things (IoT), industrial inkjet printing, healthcare imaging and smart workplace solutions. Through strategic acquisitions, including MGI Digital Technology, Ambry Genetics and numerous software companies, the Group has expanded its capabilities into digital embellishment, production printing, advanced healthcare diagnostics and intelligent automation.

The company's production print division has become a global benchmark for commercial printers, in-plant facilities and packaging manufacturers. Its portfolio includes high-speed colour production presses, digital label printing systems and MGI's pioneering digital embellishment technologies, enabling printers to create premium-value printed products with metallic effects, spot UV, embossing and personalised finishes. These technologies continue to reshape the global commercial printing and packaging industries by allowing shorter print runs, mass customisation and higher value-added production. In Trinidad & Tobago, SOLIS has provided The Office Authority Ltd, Trinidad Label Company Ltd and a number of printeries and copy shops with production print machines.

Sustainability is equally embedded within Konica Minolta's corporate strategy. The company has received numerous international recognitions for environmental stewardship, climate action and corporate governance, including repeated inclusion in the Dow Jones Sustainability Indices, CDP Climate Leadership assessments and other global ESG rankings. Its long-term Environmental Vision focuses on achieving net-zero greenhouse gas emissions, reducing waste throughout the product lifecycle and supporting customers in meeting their own sustainability objectives through energy-efficient technologies and responsible manufacturing practices.

In Trinidad & Tobago, SOLIS is proud to serve as the Authorised Dealer for Konica Minolta Business Solutions, bringing world-class technology, professional consultancy, certified technical support and managed print services to organisations across the public and private sectors. Backed by the global strength, innovation and reliability of the Konica Minolta brand, SOLIS delivers comprehensive document and information management solutions that help customers improve efficiency, strengthen security and embrace digital transformation with confidence.

As businesses continue to adapt to rapidly changing technologies and workplace expectations, the partnership between SOLIS and Konica Minolta ensures that organisations throughout Trinidad & Tobago have access to globally recognised solutions, local expertise and responsive after-sales support. Together, they remain committed to enabling smarter workplaces, enhancing operational performance and delivering long-term value for customers across every industry.

SAMSUNG

Samsung Commercial Display Solutions: Transforming Communication Through Intelligent Visual Technology



Samsung Electronics is one of the world's most recognised and innovative technology companies, renowned for setting global standards in digital displays, consumer electronics and advanced visual communication solutions. With a presence in more than 180 countries and decades of leadership in display technology, Samsung has become the trusted choice for businesses, educational institutions, governments, retailers and hospitality organisations seeking to engage audiences through high-impact digital experiences.

As the world's leading manufacturer of commercial display technology, Samsung offers one of the industry's most comprehensive portfolios of professional display solutions. Its range includes Digital Signage Displays, Interactive Displays, Video Walls, LED Displays, Outdoor Displays, Hospitality TVs, Commercial Monitors and Large Format Displays, all engineered to deliver exceptional image quality, reliability and operational efficiency. Designed for continuous commercial operation, Samsung displays are recognised for their outstanding performance, long service life and superior return on investment.

Samsung's commercial displays are powered by advanced technologies including 4K Ultra High Definition (UHD), QLED, Neo QLED and LED display platforms, delivering brilliant colour accuracy, exceptional brightness and remarkable clarity even in challenging lighting conditions. Ultra-slim designs, narrow bezels and flexible installation options allow organisations to create visually striking environments that enhance customer engagement, improve collaboration and strengthen brand communication.

A key strength of Samsung's commercial display portfolio is its ability to support modern, connected workplaces. Samsung's Smart Signage Platform (SSSP) provides an integrated operating system that enables businesses to deploy digital content without requiring external media players, simplifying installation and reducing operating costs. Combined with Samsung's cloud-based remote device management capabilities, organisations can centrally manage multiple displays across numerous locations, ensuring consistent messaging, simplified maintenance and efficient content distribution.

Samsung has also become a global leader in interactive display technology, transforming classrooms, boardrooms and training environments. The Samsung Interactive Display series enables seamless collaboration through intuitive touch functionality, wireless

content sharing, annotation tools and integration with popular productivity platforms. These solutions have become an important part of digital education initiatives and hybrid workplace strategies around the world, empowering educators, corporate teams and government agencies to collaborate more effectively.

Reliability and security remain central to Samsung's commercial technology. Many commercial displays incorporate Samsung Knox, the company's enterprise-grade security platform, providing multiple layers of protection against cyber threats while safeguarding sensitive data and ensuring secure device management. Designed for demanding commercial environments, Samsung displays support extended operating hours and are engineered to deliver dependable performance in retail, transportation, hospitality, education, healthcare and corporate applications.

Sustainability is an integral part of Samsung's corporate vision. Through energy-efficient technologies, environmentally responsible product design and reduced packaging initiatives, Samsung continues to support organisations seeking to lower their environmental impact while benefiting from world-class visual communication solutions.

As an Authorised Dealer for Samsung Commercial Display Solutions in Trinidad & Tobago, SOLIS delivers the full range of Samsung professional display technologies, supported by consultation, system design, installation, integration and comprehensive after-sales service. SOLIS works closely with customers to develop customised visual communication solutions for corporate boardrooms, educational institutions, government ministries, financial institutions, healthcare facilities, retail environments, hospitality venues and public spaces.

By combining Samsung's global leadership in display innovation with SOLIS's technical expertise and customer-focused service, organisations throughout Trinidad & Tobago gain access to world-class visual solutions that improve communication, foster collaboration and enhance customer engagement. Together, Samsung and SOLIS are helping businesses and institutions embrace the future of digital communication through intelligent, reliable and transformative display technologies.

Kyocera Document Solutions: Delivering Sustainable Performance Through Innovation

Kyocera Document Solutions is one of the world's leading providers of office printing, document imaging and workflow management solutions. As part of the Kyocera Corporation, a diversified global technology enterprise headquartered in Kyoto, Japan, the company has built an international reputation for engineering excellence, reliability and environmental stewardship. Founded on the philosophy of creating technology that benefits both society and business, Kyocera serves customers in more than 170 countries through an extensive network of subsidiaries, distributors and authorised partners.

For decades, Kyocera has been recognised as a pioneer in document technology, providing a comprehensive portfolio of monochrome and colour printers, multifunction systems (MFPs), production printing equipment, managed print services and intelligent document management solutions. Its products are trusted by organisations across the financial, government, education, healthcare, legal and commercial sectors where reliability, security and low operating costs are essential to daily operations.

A defining characteristic of Kyocera's technology is its ECOSYS® philosophy—an innovative design concept that combines long-life components with highly efficient consumables to reduce waste, minimise maintenance requirements and significantly lower the total cost of ownership. Unlike conventional printing devices that require frequent replacement of major components, Kyocera's durable imaging drums and long-life technologies are engineered to provide exceptional longevity, enabling customers to reduce downtime while benefiting from lower operating and environmental costs throughout the equipment lifecycle.

Kyocera multifunction devices are designed to support today's increasingly digital workplace. Combining high-speed printing, copying, scanning and document distribution within a single platform, these systems integrate seamlessly with cloud services, enterprise content management solutions and mobile working environments. Advanced workflow automation enables organisations to digitise paper-intensive processes, streamline information management and improve operational efficiency while supporting hybrid work models and digital transformation initiatives.

Information security is another area where Kyocera continues to demonstrate global leadership. Its document solutions incorporate multiple layers of protection, including secure user authentication, encrypted communications, secure printing, data overwrite

capabilities and advanced device management tools. These features help organisations protect confidential information, maintain regulatory compliance and defend against evolving cybersecurity threats, making Kyocera an ideal solution for industries where document security is critical.

Beyond hardware, Kyocera offers a comprehensive suite of Managed Print Services (MPS) and business applications that enable organisations to optimise their print infrastructure through proactive monitoring, predictive maintenance, fleet optimisation and detailed usage analytics. By reducing unnecessary printing, improving device utilisation and automating routine administrative tasks, Kyocera helps customers increase productivity while lowering operational costs and environmental impact.

Sustainability has always been central to Kyocera's corporate philosophy. Guided by the principle of conducting business in harmony with society and the environment, the company has consistently invested in environmentally responsible product design, energy-efficient technologies and resource conservation. Its long-life ECOSYS technology has become an industry benchmark for sustainable printing, enabling organisations to reduce waste, minimise consumable usage and lower carbon emissions without compromising performance or reliability.

Through its 100% owned subsidiary, Business Equipment & Interiors Ltd. (BEI), SOLIS is proud to serve as the Authorised Dealer for Kyocera Printers and Copiers in Trinidad & Tobago. BEI provides customers with expert consultancy, professional installation, certified technical support, preventative maintenance and genuine Kyocera consumables, ensuring maximum reliability and long-term value from every solution deployed.

Together, Kyocera, BEI and SOLIS deliver world-class document technologies supported by responsive local expertise and exceptional customer service. Serving organisations across the financial, government, education, healthcare, energy and commercial sectors, the partnership enables customers throughout Trinidad & Tobago to improve productivity, strengthen information security, reduce operating costs and advance their sustainability objectives. By combining Kyocera's global innovation with the technical capabilities and service excellence of BEI and SOLIS, customers can confidently invest in document solutions designed to meet the demands of the modern workplace today and into the future.

HP Managed Print Solutions: Enabling Smarter, More Secure and Sustainable Workplaces

HP Inc. is one of the world's leading technology companies, recognised globally for innovation in personal computing, printing and digital workplace solutions. Operating in more than 170 countries, HP serves millions of businesses, governments and educational institutions through a comprehensive portfolio of hardware, software and managed services designed to improve productivity, security and operational efficiency.

As organisations increasingly embrace digital transformation and hybrid work environments, HP Managed Print Solutions (MPS) has become a strategic business service that extends well beyond traditional office printing. HP Managed Print Solutions combines intelligent devices, cloud-based management, workflow automation, advanced analytics and enterprise-grade security to help organisations optimise their document infrastructure while reducing costs and improving business performance.

At the core of HP's Managed Print Solutions is a consultative approach that begins with understanding an organisation's printing environment and business objectives. Through detailed assessments and continuous monitoring, HP helps customers right-size their printer fleets, eliminate unnecessary devices, improve document workflows and reduce operating expenses. Predictive analytics and remote monitoring enable proactive maintenance, automated consumables replenishment and minimal equipment downtime, allowing organisations to focus on their core business rather than managing print infrastructure.

Security is a defining feature of HP Managed Print Solutions. HP has established itself as an industry leader in print security, incorporating multiple layers of protection directly into its enterprise printers and multifunction devices. Features such as HP Sure Start, Runtime Intrusion Detection, Connection Inspector and secure boot technology help protect devices against cyber threats while safeguarding sensitive information. These capabilities are particularly valuable for financial institutions, government agencies, healthcare providers and organisations operating in highly regulated environments where information security is paramount.

HP Managed Print Solutions also supports organisations in achieving their sustainability goals. Energy-efficient devices, responsible cartridge recycling programmes, reduced paper consumption through digital workflows and optimised fleet utilisation all contribute to lowering environmental impact while reducing operating costs. HP's

long-standing commitment to sustainable innovation has earned global recognition and reflects the company's ambition to create technology that is both environmentally responsible and commercially effective.

Artificial intelligence and cloud connectivity are increasingly shaping the future of HP's print ecosystem. Intelligent workflow automation, secure cloud printing, mobile printing capabilities and integrated document management solutions enable employees to work productively from virtually anywhere while maintaining enterprise-level security and governance. These technologies help organisations streamline business processes, improve collaboration and support modern hybrid work environments.

As an Authorised Dealer for HP Managed Print Solutions in Trinidad & Tobago, SOLIS brings these world-class capabilities to organisations across the country. Backed by HP's global technology leadership, SOLIS provides expert consultancy, certified implementation, proactive fleet management, technical support and responsive after-sales service tailored to the needs of customers in the financial, government, education, energy and commercial sectors.

Together, HP and SOLIS deliver far more than printing equipment—they provide intelligent document ecosystems that enhance productivity, strengthen cybersecurity, reduce operational costs and support sustainable business growth. By combining HP's global innovation with SOLIS's trusted local expertise and customer-focused service, organisations throughout Trinidad & Tobago can confidently embrace the future of secure, efficient and digitally connected workplaces.

Lexmark™

Lexmark: Powering Intelligent Printing and Information Management

Lexmark is a globally recognised leader in enterprise printing, imaging and information management solutions, helping organisations optimise document-intensive business processes through innovative technology, industry-leading security and exceptional reliability. Since its establishment in 1991, Lexmark has earned a reputation for delivering high-performance printing solutions that enable businesses to improve productivity, reduce operating costs and strengthen information security.

Headquartered in Lexington, Kentucky, USA, Lexmark serves customers in more than 170 countries through an extensive network of authorised distributors, partners and service providers. The company focuses primarily on the enterprise market, providing advanced printing and workflow solutions to financial institutions, government agencies, healthcare organisations, educational institutions and multinational corporations. Its customer-centric approach and commitment to innovation have established Lexmark as a trusted technology partner for organisations seeking secure and efficient document management.

Lexmark's comprehensive portfolio includes monochrome and colour laser printers, multifunction devices (MFPs), managed print services (MPS), cloud-connected printing solutions and intelligent document workflow software. Designed for demanding business environments, Lexmark devices are renowned for their durability, exceptional print quality and low total cost of ownership. Their modular architecture and scalable solutions enable organisations of all sizes to deploy printing environments that meet evolving business needs while maximising operational efficiency.

A defining strength of Lexmark is its leadership in Managed Print Services (MPS). By combining advanced fleet management, predictive analytics, remote device monitoring and automated consumables management, Lexmark helps organisations streamline print operations, improve device utilisation and significantly reduce administrative costs. These services enable IT departments to shift from reactive printer maintenance to proactive management, improving productivity while ensuring maximum equipment availability.

Security has long been a cornerstone of Lexmark's product strategy. The company incorporates comprehensive security features across its hardware, firmware and software platforms to protect devices, networks and sensitive information throughout

the document lifecycle. Secure boot technology, user authentication, encryption, firmware integrity monitoring and secure remote management help organisations defend against increasingly sophisticated cyber threats. These capabilities have made Lexmark a preferred choice for customers operating in highly regulated sectors where information security and regulatory compliance are critical.

Beyond hardware, Lexmark offers an expanding suite of intelligent workflow and document automation solutions that integrate seamlessly with enterprise business systems. By digitising paper-based processes, automating document capture and improving information accessibility, Lexmark enables organisations to accelerate decision-making, improve customer service and support broader digital transformation initiatives.

Sustainability is also central to Lexmark's corporate philosophy. The company designs products for long service life, energy efficiency and recyclability while operating one of the industry's most successful cartridge collection and recycling programmes. Through responsible manufacturing, environmentally conscious product design and circular economy initiatives, Lexmark helps customers reduce their environmental footprint while lowering operating costs.

As an Authorised Dealer for Lexmark in Trinidad & Tobago, SOLIS provides organisations with access to Lexmark's world-class printing technologies, supported by local expertise, certified technical service and responsive customer support. SOLIS offers end-to-end solutions including consultancy, implementation, managed print services, maintenance and workflow optimisation for customers across the financial, government, education, healthcare, energy and commercial sectors.

Together, Lexmark's global innovation and SOLIS's commitment to service excellence provide organisations throughout Trinidad & Tobago with secure, reliable and intelligent document solutions that enhance operational efficiency, strengthen cybersecurity and support long-term business success. This partnership reflects a shared commitment to delivering technology that enables customers to work smarter, manage information more effectively and thrive in an increasingly digital economy.

PaperCut

PaperCut – Intelligent Print Management for Secure and Sustainable Workplaces



SOLIS is an authorised partner for PaperCut Software in Trinidad & Tobago, delivering industry-leading print management solutions that enable organisations to reduce costs, strengthen document security and support their sustainability objectives through intelligent management of print and scan environments.

Founded in Australia in 1998, PaperCut has grown to become one of the world's most widely deployed print management software providers. Today, its solutions are used by more than 100 million users across over 70,000 organisations in more than 100 countries, spanning education, healthcare, government, financial services and commercial enterprises. The company's success has been built on a simple philosophy: helping organisations print smarter, waste less and secure sensitive information without adding complexity to their IT infrastructure.

PaperCut's flagship solutions, PaperCut MF and PaperCut Hive, provide comprehensive control over printing, copying, scanning and document workflows. The software enables organisations to authenticate users at multifunction devices, enforce secure print release, monitor printing activity, allocate costs to departments or projects, establish print policies and generate detailed usage reports. By integrating with leading multifunction printer manufacturers, PaperCut delivers a seamless user experience while enhancing operational efficiency and governance.

Information security has become increasingly important as organisations seek to protect confidential documents and comply with evolving data protection requirements. PaperCut addresses these challenges through secure print release, user authentication, end-to-end encryption and detailed audit trails that help prevent sensitive documents from being left unattended on output devices. These capabilities assist organisations in strengthening document security while supporting regulatory compliance and corporate governance initiatives.

Environmental sustainability is another defining strength of the PaperCut platform. By encouraging responsible printing behaviour, reducing unnecessary output and providing visibility into paper, toner and energy consumption, the software enables organisations to significantly reduce waste and lower their environmental footprint. Many customers achieve measurable reductions in paper usage and associated operating costs while advancing broader environmental, social and governance (ESG) objectives.

As an authorised PaperCut partner, SOLIS provides customers throughout Trinidad & Tobago with comprehensive implementation, configuration, integration and ongoing support services. Working closely with clients, SOLIS designs print management solutions tailored to each organisation's operational requirements, ensuring seamless integration with existing printer fleets, user directories and network infrastructure. Training and technical support further enable customers to maximise the value of their investment while maintaining secure and efficient document workflows.

The partnership with PaperCut reinforces SOLIS's commitment to delivering innovative workplace technology solutions that improve productivity, enhance information security and promote environmental responsibility. By combining globally recognised print management software with local technical expertise and responsive customer support, SOLIS continues to help organisations transform their print environments into secure, efficient and sustainable business assets.

brother

Brother Printers: Trusted Performance for Every Business Environment

Brother Industries, Ltd. is one of the world's leading manufacturers of business technology, with a heritage of innovation dating back to 1908. Headquartered in Nagoya, Japan, Brother has built a global reputation for producing reliable, high-quality printing and imaging solutions that support businesses, educational institutions, government agencies and home offices in more than 100 countries. The company's commitment to engineering excellence, customer satisfaction and continuous innovation has made Brother one of the most respected names in the global printing industry.

Brother's comprehensive range of laser, inkjet and mobile printers is designed to meet the diverse requirements of today's workplace. From compact desktop printers for small offices to high-volume enterprise laser printers capable of handling thousands of pages each month, Brother offers dependable solutions that combine outstanding print quality with exceptional reliability and low operating costs. The company's products are recognised for their durability, ease of use and ability to perform consistently in demanding business environments.

A key strength of Brother printers is their focus on productivity. Fast print speeds, automatic duplex printing, large paper capacities and flexible connectivity options—including USB, Ethernet, Wi-Fi and mobile printing—enable organisations to streamline document production while supporting modern hybrid work environments. Compatibility with Apple AirPrint®, Mopria®, Brother Mobile Connect and other cloud-based printing platforms allows users to print securely from smartphones, tablets and laptops, enhancing workplace flexibility and efficiency.

Brother has also placed significant emphasis on information security. Many of its business-class printers incorporate advanced security features such as secure print release, user authentication, network encryption, Secure Function Lock and centralised device management. These capabilities help organisations protect sensitive information, prevent unauthorised access and comply with increasingly stringent cybersecurity requirements, making Brother printers an excellent choice for financial institutions, government departments, healthcare providers and other organisations handling confidential information.

Cost efficiency is another hallmark of the Brother product range. High-yield toner cartridges, energy-efficient operation, long-life components and robust engineering

contribute to a low total cost of ownership throughout the equipment's lifecycle. Combined with Brother's reputation for reliability and minimal downtime, these features help organisations maximise productivity while controlling operating expenses.

Brother is equally committed to environmental sustainability. Its products are designed to meet internationally recognised environmental standards through reduced energy consumption, responsible product design and comprehensive recycling initiatives. By developing energy-efficient technologies and promoting responsible resource management, Brother helps customers reduce their environmental footprint while maintaining high levels of business performance.

As an Authorised Dealer for Brother Printers in Trinidad & Tobago, SOLIS provides customers with access to Brother's complete portfolio of business printing solutions, supported by local expertise and professional after-sales service. SOLIS offers consultation, product selection, installation, network integration, preventative maintenance, technical support and genuine Brother consumables to ensure customers achieve maximum performance and value from their printing environments.

Serving organisations across the financial, government, education, healthcare, energy and commercial sectors, SOLIS combines Brother's internationally recognised technology with responsive local support and customer-focused service. Together, Brother and SOLIS are committed to delivering dependable, secure and cost-effective printing solutions that enable organisations throughout Trinidad & Tobago to improve productivity, reduce operating costs and confidently meet the evolving demands of today's digital workplace.

RISO: High-Speed, Cost-Effective Printing for High-Volume Environments

RISO Kagaku Corporation is a globally respected Japanese manufacturer of high-speed digital printing systems, recognised for pioneering technologies that combine exceptional productivity with remarkably low operating costs. Founded in Tokyo in 1946, the company has built its reputation on innovation, reliability and environmental responsibility, serving customers in more than 190 countries through an extensive network of distributors and authorised partners.

The company's flagship RISO Digital Duplicators, marketed under the RISOGRAPH brand, have transformed high-volume document production for schools, universities, government agencies, religious organisations, commercial printers and corporate enterprises. Combining the simplicity of digital operation with the economy of traditional offset printing, RISOGRAPH systems enable organisations to produce thousands of high-quality prints quickly and efficiently, making them the preferred choice wherever large quantities of documents are produced daily.

Unlike conventional photocopiers or laser printers, RISOGRAPH technology creates a master image and then prints at exceptional speeds of up to 160 pages per minute, significantly reducing the cost per printed page. This unique process delivers outstanding productivity while maintaining consistent print quality, making RISOGRAPH systems ideal for examination papers, educational materials, newsletters, reports, forms, training manuals, election materials and community publications. Their ability to handle high monthly print volumes with minimal wear and low energy consumption has earned RISO a loyal customer base around the world.

In recent years, RISO has expanded its product portfolio to include advanced ComColor® high-speed inkjet printers, which combine the speed and economy of inkjet technology with full-colour printing capabilities. These systems offer organisations an attractive alternative to traditional production printing by delivering high-speed colour output with low energy consumption, reduced maintenance requirements and competitive operating costs. The ComColor range is particularly well suited to transactional printing, direct mail, educational publishing, invoices, statements and other high-volume business communications.

A defining characteristic of RISO products is their exceptional environmental performance. Unlike conventional laser printing technologies that require heat to fuse toner onto

paper, RISO's cold-printing processes consume significantly less electricity, resulting in lower carbon emissions and reduced operating costs. The company's commitment to sustainable manufacturing, energy efficiency and environmentally responsible product design aligns closely with the growing emphasis organisations place on environmental stewardship and responsible resource management.

Reliability and ease of maintenance further distinguish RISOGRAPH systems. Designed with fewer moving parts than conventional printing technologies, they provide outstanding durability, high uptime and simplified servicing. Their robust engineering makes them particularly valuable in demanding environments where uninterrupted document production is essential.

As the Authorised Dealer for RISO and RISOGRAPH solutions in Trinidad & Tobago, SOLIS provides customers with access to RISO's complete range of high-speed digital duplicators, ComColor inkjet production printers and professional support services. SOLIS offers expert consultation, system installation, operator training, preventative maintenance, technical support and genuine RISO consumables to ensure customers achieve maximum productivity and value from their investment.

Serving customers across the education, government, commercial, financial and non-profit sectors, SOLIS combines RISO's world-renowned printing technology with responsive local service and technical expertise. Together, RISO and SOLIS deliver innovative, economical and environmentally responsible document production solutions that enable organisations throughout Trinidad & Tobago to produce more, spend less and operate with greater efficiency in an increasingly competitive environment.

Fellowes Shredders: Setting the Global Standard for Document Security

For more than a century, Fellowes Brands has been synonymous with innovation, quality and workplace productivity. Founded in 1917 in Illinois, USA, the company has grown from a family-owned business into a globally recognised manufacturer of office solutions, serving customers in over 100 countries. Today, Fellowes is widely regarded as one of the world's leading brands in document destruction, with its range of shredders trusted by businesses, government agencies, financial institutions, healthcare providers and educational organisations to protect confidential information and ensure regulatory compliance.

In an era where data security has become a critical business priority, Fellowes has established itself as a leader in secure document destruction. Its comprehensive portfolio of personal, office, departmental and industrial shredders is designed to meet the security needs of organisations of every size. Whether protecting customer records, financial documents, legal files or confidential corporate information, Fellowes shredders provide dependable performance, exceptional durability and industry-leading security. Fellowes offers shredders that comply with internationally recognised DIN 66399 security standards, providing strip-cut, cross-cut and micro-cut technologies to suit varying levels of confidentiality. Micro-cut shredders, in particular, reduce documents into thousands of tiny particles, offering an exceptionally high level of protection against information theft and identity fraud. This makes Fellowes an ideal solution for sectors where confidentiality is paramount, including banking, healthcare, legal services and government.

Innovation has long been a hallmark of Fellowes' product development. Advanced technologies such as 100% Jam Proof™, SafeSense®, AutoMax™ Automatic Shredding and Energy Savings Systems have transformed the user experience by improving productivity, enhancing operator safety and reducing maintenance requirements. Automatic shredding technology enables large stacks of documents to be destroyed unattended, while intelligent jam prevention systems minimise downtime and maximise operational efficiency.

Beyond security, Fellowes is committed to creating products that contribute to healthier and more productive workplaces. The company's broader portfolio includes air purification systems, ergonomic workspace solutions, laminating equipment and binding systems, reflecting its mission to help people work better, safer and more comfortably.

This commitment to innovation and workplace wellbeing has made Fellowes one of the most respected names in the global office products industry.

Environmental responsibility is also an integral part of Fellowes' corporate philosophy. The company designs products with energy efficiency, durability and recyclability in mind, helping organisations reduce waste while extending equipment life. Long-lasting construction and responsible manufacturing practices ensure that Fellowes products deliver sustainable value throughout their operational lifecycle.

As an Authorised Dealer for Fellowes Shredders in Trinidad & Tobago, SOLIS provides customers with access to Fellowes' complete range of document destruction solutions, supported by professional consultation, product selection, installation, technical support and after-sales service. SOLIS works closely with organisations across the financial, government, education, healthcare, energy and commercial sectors to recommend shredding solutions that align with their operational requirements, security policies and compliance obligations.

Together, Fellowes and SOLIS provide organisations throughout Trinidad & Tobago with world-class document security solutions that safeguard sensitive information, enhance operational efficiency and support sound information governance. By combining Fellowes' global leadership in document destruction technology with SOLIS's local expertise and customer-focused service, the partnership continues to help businesses protect their most valuable asset—information—with confidence and reliability.

Tarkett

Tarkett – A Global Leader in Sustainable Flooring Solutions

Through its wholly owned subsidiary, Business Equipment & Interiors Ltd. (BEI), SOLIS is the authorised dealer for Tarkett Commercial Flooring and Interiors in Trinidad & Tobago, bringing one of the world's most respected flooring brands to the local market.

With a heritage spanning more than 140 years, Tarkett is a global leader in innovative flooring and sports surface solutions. The company operates manufacturing facilities across Europe, North America, South America and Asia, serving customers in more than 100 countries. Tarkett is recognised internationally for combining design excellence, technical performance and environmental stewardship across its broad portfolio of commercial flooring products.

Tarkett's product offering includes luxury vinyl tiles (LVT), homogeneous and heterogeneous vinyl flooring, carpet tiles, linoleum, rubber flooring, wood flooring, laminate flooring and specialised sports surfaces. These solutions are designed to meet the demanding requirements of healthcare facilities, educational institutions, corporate offices, hospitality venues, retail environments, airports, industrial facilities and public buildings.

A defining characteristic of the Tarkett brand is its unwavering commitment to sustainability. The company has long embraced circular economy principles, designing products that minimise environmental impact while maximising durability and recyclability. Tarkett continually invests in reducing carbon emissions, increasing recycled content in its products, and developing innovative take-back and recycling programmes that contribute to more sustainable construction practices worldwide.

Innovation remains central to Tarkett's success. Significant investment in research and development enables the company to deliver flooring systems that offer superior aesthetics, enhanced durability, improved indoor air quality, acoustic comfort and simplified maintenance. Many products are specifically engineered to support infection control, occupant wellbeing and high-traffic commercial environments.

For customers in Trinidad & Tobago, BEI combines Tarkett's world-class manufacturing capabilities with local project management, specification support, technical expertise and professional installation services. This enables architects, designers, contractors and building owners to access internationally recognised flooring solutions backed by

responsive local service throughout every stage of a project.

The addition of Tarkett to the SOLIS portfolio strengthens the Group's position as a leading provider of integrated workplace and commercial interior solutions. By partnering with a globally recognised manufacturer that shares SOLIS's commitment to quality, innovation and sustainability, BEI is well positioned to support the evolving needs of the commercial building sector and contribute to the development of modern, healthy and environmentally responsible spaces across Trinidad & Tobago.

altro

Altro – Setting the Standard in Safety Flooring and Hygienic Wall Cladding

Through its wholly owned subsidiary, Business Equipment & Interiors Ltd. (BEI), SOLIS is the authorised dealer for Altro Commercial Flooring and Wall Cladding in Trinidad & Tobago, offering internationally recognised solutions that combine safety, hygiene, durability and design excellence.

Founded in the United Kingdom more than a century ago, Altro is a global leader in the manufacture of safety flooring and hygienic wall cladding systems. Family-owned since its inception, the company has built a worldwide reputation for innovation, quality and customer-focused solutions. Today, Altro products are specified in healthcare facilities, educational institutions, commercial kitchens, hospitality venues, laboratories, pharmaceutical plants, transportation hubs and public buildings across more than 60 countries.

Altro pioneered the development of safety flooring and continues to be recognised as an industry leader in slip-resistant flooring technology. Its extensive product portfolio includes safety flooring, luxury vinyl flooring, resin flooring systems and hygienic wall cladding solutions that are engineered to withstand demanding environments while maintaining exceptional aesthetic appeal. These products are designed to enhance safety, simplify maintenance, improve durability and support stringent hygiene standards throughout the life of a facility.

Innovation remains at the heart of Altro's success. The company invests significantly in research and product development to create solutions that address evolving customer needs in areas such as infection prevention, sustainability, accessibility and interior design. Altro's integrated flooring and wall systems provide seamless, easy-to-clean surfaces that are particularly valued in environments where cleanliness, safety and regulatory compliance are critical.

Sustainability is an integral part of Altro's corporate philosophy. The company is committed to reducing the environmental impact of its operations through responsible sourcing, increased use of recycled materials, waste reduction initiatives and continuous improvements in manufacturing efficiency. Altro also focuses on developing products with long service lives, contributing to lower lifecycle costs and supporting sustainable building practices.

Through BEI, customers in Trinidad & Tobago benefit from direct access to Altro's world-class product range, supported by local technical expertise, specification assistance, project management and professional installation services. Working closely with architects, consultants, contractors and facility owners, BEI helps deliver flooring and wall solutions that meet the highest standards of performance, safety and design.

The partnership with Altro reinforces SOLIS's commitment to providing premium interior solutions that enhance the quality, safety and functionality of the built environment. By representing one of the world's most respected manufacturers of commercial flooring and hygienic wall systems, BEI continues to strengthen its position as a trusted partner for organisations seeking durable, innovative and sustainable interior finishes throughout Trinidad & Tobago.

F. Ball & Co. Ltd. – The Foundation for High-Performance Flooring Installations

Through its wholly owned subsidiary, Business Equipment & Interiors Ltd. (BEI), SOLIS is the authorised dealer for F. Ball & Co. Ltd. in Trinidad & Tobago, supplying one of the world's most trusted brands of flooring adhesives and subfloor preparation products to the local commercial construction industry.

Established in 1886, F. Ball & Co. Ltd. is the United Kingdom's leading manufacturer of flooring installation products, with a reputation built on more than 135 years of innovation, technical excellence and uncompromising quality. From its headquarters and manufacturing facilities in Staffordshire, England, the company develops and produces a comprehensive range of high-performance products that are specified and used by flooring professionals across Europe, the Middle East, the Caribbean, Asia and other international markets.

F. Ball's product portfolio includes premium flooring adhesives, smoothing compounds, primers, waterproof surface membranes, moisture management systems and subfloor repair products. Designed to perform with virtually every type of commercial floor covering—including luxury vinyl tiles (LVT), sheet vinyl, carpet, rubber, linoleum and wood flooring—these products provide the critical foundation required to ensure successful, durable and long-lasting flooring installations.

The company is widely recognised for its commitment to research and development. Continuous investment in laboratory testing, product innovation and technical support has enabled F. Ball to introduce advanced formulations that improve bond strength, reduce installation times, enhance moisture resistance and support increasingly demanding commercial construction standards. Its products are regularly tested with leading international flooring manufacturers to ensure compatibility and optimal installation performance.

A distinguishing feature of F. Ball is its industry-leading technical support. The company's dedicated team of technical experts provides comprehensive guidance on subfloor preparation, moisture control, adhesive selection and installation best practices. Its internationally respected Recommended Adhesives Guide (RAG®) has become an essential reference for flooring contractors, architects and specifiers, helping ensure the correct adhesive system is selected for thousands of flooring products worldwide.

Sustainability also forms an important part of F. Ball's business philosophy. The company continually invests in improving manufacturing efficiency, reducing waste, lowering emissions and developing environmentally responsible products with low volatile organic compound (VOC) emissions. Many products contribute to healthier indoor environments and support internationally recognised green building standards.

Through BEI, customers in Trinidad & Tobago benefit from direct access to F. Ball's complete range of premium installation products, complemented by local technical expertise, specification advice, contractor training and project support. This combination of world-class manufacturing and responsive local service enables flooring contractors, architects and building owners to achieve superior installation quality across healthcare, education, hospitality, commercial office, retail and industrial projects.

The partnership with F. Ball strengthens SOLIS's position as a provider of complete commercial flooring solutions. By representing one of the industry's most respected manufacturers of flooring installation systems, BEI ensures that customers have access not only to world-class floor finishes but also to the high-performance preparation and adhesive technologies that are essential for achieving lasting performance, safety and value.

Dams Furniture – Innovative Workspace Solutions for the Modern Office

Through its wholly owned subsidiary, Business Equipment & Interiors Ltd. (BEI), SOLIS is the authorised dealer for Dams Furniture in Trinidad & Tobago, bringing one of the United Kingdom's leading office furniture manufacturers to the local market.

Established in 1969, Dams Furniture has grown into one of the UK's largest manufacturers and suppliers of office furniture and workplace solutions. Headquartered in Knowsley, Merseyside, the company has earned a reputation for delivering high-quality, competitively priced furniture that combines contemporary design, functionality and durability. Supported by extensive manufacturing and distribution facilities, Dams serves customers throughout the United Kingdom and international markets across the commercial, education and public sectors.

Dams offers a comprehensive portfolio of workplace solutions designed to meet the evolving needs of today's organisations. Its product range includes executive and managerial furniture, desking systems, bench workstations, reception furniture, boardroom and meeting tables, collaborative workspaces, office seating, storage solutions, acoustic products, educational furniture and soft seating. The company's flexible product platforms enable organisations to create work environments that encourage collaboration, enhance productivity and support employee wellbeing.

Innovation is central to Dams' approach to workplace design. As organisations increasingly adopt hybrid working models and more agile office environments, Dams continues to develop furniture systems that maximise space utilisation while providing flexibility, ergonomic comfort and modern aesthetics. Its products are designed to accommodate advances in workplace technology and changing patterns of collaboration, ensuring that offices remain adaptable to future business requirements.

Quality and environmental responsibility are fundamental to the Dams brand. The company operates modern manufacturing facilities that utilise advanced production technologies and rigorous quality management systems to ensure consistent product performance. Dams is committed to responsible sourcing of timber and raw materials, efficient manufacturing processes and reducing its environmental footprint. Many of its products are manufactured using sustainably sourced materials and are designed for long service life, repairability and recyclability, supporting sustainable procurement objectives and responsible workplace development.

Through BEI, customers in Trinidad & Tobago benefit from direct access to Dams' extensive range of office furniture, supported by professional workplace planning, interior design consultation, space optimisation, project management, delivery and installation services. BEI works closely with corporate clients, educational institutions, government agencies, healthcare providers and commercial developers to create functional and inspiring work environments tailored to each organisation's operational requirements.

The partnership with Dams reinforces SOLIS's commitment to providing world-class workplace solutions that combine design excellence, quality craftsmanship and lasting value. By representing one of Europe's most respected office furniture manufacturers, BEI continues to strengthen its position as a trusted partner in the transformation of workplaces across Trinidad & Tobago, helping organisations create productive, flexible and sustainable environments that support business success.

OFX Office Furniture – Contemporary Solutions for Dynamic Workplaces

Through its wholly owned subsidiary, Business Equipment & Interiors Ltd. (BEI), SOLIS is the authorised dealer for OFX Office Furniture in Trinidad & Tobago, offering contemporary workplace solutions that combine modern design, functionality and value for organisations across both the public and private sectors.

OFX is recognised for delivering practical, design-led office furniture that reflects the changing nature of today's workplace. Its product portfolio has been developed to meet the demands of businesses seeking flexible, collaborative and ergonomic working environments, while maintaining a strong focus on quality, durability and affordability. The brand serves a broad spectrum of customers, ranging from small businesses and educational institutions to large corporate offices and government organisations.
The OFX range encompasses executive furniture, desking systems, height-adjustable workstations, ergonomic seating, collaborative workspaces, meeting and conference tables, reception furniture, storage systems, acoustic solutions and office accessories. Designed with versatility in mind, these products enable organisations to create workplaces that support productivity, teamwork and employee wellbeing while making efficient use of available space.

As workplace expectations continue to evolve, OFX remains focused on providing furniture solutions that accommodate hybrid working, technology integration and flexible office layouts. Its designs balance aesthetics with functionality, enabling organisations to create professional environments that are both welcoming and adaptable to future business needs. Attention to ergonomics and user comfort further enhances employee satisfaction and contributes to healthier working environments.

Quality and reliability are central to the OFX brand. Products are selected and engineered to withstand the demands of high-use commercial environments while delivering lasting value throughout their service life. Contemporary finishes, modular configurations and coordinated product families allow designers and facility managers to create cohesive workplace interiors that reflect each organisation's corporate identity and operational requirements.

Through BEI, customers in Trinidad & Tobago benefit from more than simply access to world-class office furniture. BEI provides comprehensive workplace consultancy, space planning, interior specification, project management, delivery and professional

installation services, ensuring that every project is delivered efficiently and to the highest standards. This end-to-end capability enables clients to transform offices into productive, attractive and efficient work environments tailored to their strategic objectives.

The partnership with OFX complements SOLIS's broader portfolio of workplace and interior solutions, reinforcing the Group's commitment to delivering internationally recognised products supported by expert local service. Together, OFX and BEI provide organisations throughout Trinidad & Tobago with innovative workplace solutions that combine design excellence, operational efficiency and long-term value, helping businesses create modern workspaces where people and organisations can thrive.

FINANCIAL STRENGTH

Table of Contents

	Page(s)
Statement of Management's Responsibilities	92
Independent Auditor's Report	93-95
Consolidated statement of financial position	96
Consolidated statement of comprehensive income	97
Consolidated statement of changes in equity	98
Consolidated statement of cash flows	99
Notes to the consolidated financial statements	100-127

Eric Solis Marketing Limited and its subsidiary

Statement of Management's Responsibilities
For the year ended April 30, 2026

Management is responsible for the following:

- Preparing and fairly presenting the accompanying consolidated financial statements of Eric Solis Marketing Limited (the "Company") and its subsidiary (together the "Group"), which comprise the consolidated statement of financial position as at April 30, 2026, the consolidated statement of comprehensive income, the consolidated statement of changes in equity and the consolidated statement of cash flows for the year then ended, and a summary of material accounting policy information and other explanatory information;

- Ensuring that the Group keeps proper accounting records;

- Selecting appropriate accounting policies and applying them in a consistent manner;

- Implementing, monitoring and evaluating the system of internal control that assures security of the Group's assets, detection/prevention of fraud, and the achievement of Group's operational efficiencies;

- Ensuring that the system of internal control is operating effectively during the reporting period;

- Producing reliable financial reporting that comply with laws and regulations; and

- Using reasonable and prudent judgement in the determination of estimates.

In preparing these consolidated financial statements, management utilised IFRS Accounting Standards, as issued by the International Accounting Standards Board and adopted by the Institute of Chartered Accountants of Trinidad and Tobago. Where IFRS Accounting Standards presented alternative accounting treatments, management chose those considered most appropriate in the circumstances.

Nothing has come to the attention of management to indicate that the Group will not remain a going concern for the next twelve months from the reporting date; or up to the date the accompanying consolidated financial statements have been authorised for issue, if later.

Management affirms that it has carried out its responsibilities as outlined above.

Rishi Baddaloo
Managing Director

July 23, 2026

Mukesh Mahangoo
Director, Finance & Operations

July 23, 2026

Tel: +1 868 625 8662
Fax: +1 868 627 6515
www.bdo.tt

BDO Trinity Limited
2nd Floor, CIC Building
122-124 Frederick Street
Port-Of-Spain
Trinidad and Tobago

Independent Auditor's Report

To the Shareholders of
Eric Solis Marketing Limited

Opinion

We have audited the consolidated financial statements of Eric Solis Marketing Limited and its subsidiary (the "Group"), which comprise the consolidated statement of financial position as at April 30, 2026, and the consolidated statements of comprehensive income, changes in equity and cash flows for the year then ended and notes to the consolidated financial statements, including material accounting policy information.

In our opinion, the accompanying consolidated financial statements present fairly, in all material respects, the financial position of the Group as at April 30, 2026 and of its financial performance and its cash flows for the year then ended in accordance with IFRS Accounting Standards as issued by the International Accounting Standards Board ("IFRS Accounting Standards").

Basis for Opinion

We conducted our audit in accordance with International Standards on Auditing ("ISAs"). Our responsibilities under those standards are further described in the *Auditor's Responsibilities for the Audit of the Consolidated Financial Statements* section of our report. We are independent of the Group in accordance with the International Ethics Standards Board for Accountants' *Code of Ethics for Professional Accountants* ("IESBA Code") and we have fulfilled our ethical responsibilities in accordance with the IESBA Code. We believe that the audit evidence we have obtained is sufficient and appropriate to provide a basis for our opinion.

Key Audit Matters

Key audit matters are those matters that, in our professional judgement, were of most significance in our audit of the consolidated financial statements for the year ended April 30, 2026. These matters were addressed in the context of our audit of the consolidated financial statements as a whole, and in forming our opinion thereon, and we do not provide a separate opinion on these matters. For the matter below, our description of how our audit addressed the matter is provided in that context.

Key audit matter - Impairment Assessment of Goodwill

Goodwill of $4.48 million which arose from the Company acquiring its subsidiary Business Equipment and Interiors International Limited, was assessed for impairment in accordance with IAS 36. Management determined the recoverable amount of the cash-generating unit (CGU) using a value-in-use model based on forecasted future cash flows, a terminal growth rate, and a pre-tax discount rate which involved significant estimation uncertainty.

Given the judgement involved in forecasting future performance and determining valuation assumptions, we considered the goodwill impairment assessment to be a key audit matter.

How our audit addressed the key audit matter

We assessed the reasonableness of key assumptions used in the impairment model, including revenue growth rates, operating margins, discount rates, and terminal value assumptions. We involved valuation specialists to benchmark the discount rate against market data. We also performed sensitivity analyses to assess the impact of changes in assumptions and evaluated the adequacy of the disclosures related to goodwill impairment testing.

BDO Trinity Limited, a Trinidad and Tobago Company is a member of BDO International Limited, a UK company limited by guarantee, and forms part of the international BDO network of independent Member Firms. The signature "BDO" in this report represents BDO Trinity Limited.

BDO is the brand name for the BDO network and for each of the BDO Member Firms.

Other Information

Management is responsible for the other information. The other information comprises the information included in the annual report, but does not include the financial statements and our auditor's report thereon.

Our opinion on the financial statements does not cover the other information and we do not express any form of assurance conclusion thereon.

In connection with our audit of the financial statements, our responsibility is to read the other information and, in doing so, consider whether the other information is materially inconsistent with the financial statements or our knowledge obtained in the audit or otherwise appears to be materially misstated. If, based on the work we have performed, we conclude that there is a material misstatement of this other information, we are required to report that fact. We have nothing to report in this regard.

Responsibilities of Management and Those Charged with Governance for the Consolidated Financial Statements

Management is responsible for the preparation and fair presentation of the consolidated financial statements in accordance with IFRS Accounting Standards, and for such internal control as Management determines is necessary to enable the preparation of consolidated financial statements that are free from material misstatement, whether due to fraud or error.

In preparing the consolidated financial statements, management is responsible for assessing the Group's ability to continue as a going concern, disclosing, as applicable, matters related to going concern and using the going concern basis of accounting unless management either intends to liquidate the Group or to cease operations, or has no realistic alternative but to do so.

Those charged with governance are responsible for overseeing the Group's financial reporting process.

Auditor's Responsibilities for the Audit of the Consolidated Financial Statements

Our objectives are to obtain reasonable assurance about whether the consolidated financial statements as a whole are free from material misstatement, whether due to fraud or error and to issue an auditor's report that includes our opinion. Reasonable assurance is a high level of assurance but is not a guarantee that an audit conducted in accordance with ISAs will always detect a material misstatement when it exists. Misstatements can arise from fraud or error and are considered material if, individually or in the aggregate, they could reasonably be expected to influence the economic decisions of users taken on the basis of these consolidated financial statements.

As part of an audit in accordance with ISAs, we exercise professional judgment and maintain professional scepticism throughout the audit. We also:

- Identify and assess the risks of material misstatement of the consolidated financial statements, whether due to fraud or error, design and perform audit procedures responsive to those risks, and obtain audit evidence that is sufficient and appropriate to provide a basis for our opinion. The risk of not detecting a material misstatement resulting from fraud is higher than for one resulting from error, as fraud may involve collusion, forgery, intentional omissions, misrepresentations, or the override of internal control.
- Obtain an understanding of internal control relevant to the audit in order to design audit procedures that are appropriate in the circumstances, but not for the purpose of expressing an opinion on the effectiveness of the Group's internal control.
- Evaluate the appropriateness of accounting policies used and the reasonableness of accounting estimates and related disclosures made by management.

Independent Auditor's Report (continued)

Auditor's Responsibilities for the Audit of the Consolidated Financial Statements (continued)

- Conclude on the appropriateness of Management's use of the going concern basis of accounting and, based on the audit evidence obtained, whether a material uncertainty exists related to events or conditions that may cast significant doubt on the Group's ability to continue as a going concern. If we conclude that a material uncertainty exists, we are required to draw attention in our auditor's report to the related disclosures in the consolidated financial statements or, if such disclosures are inadequate, to modify our opinion. Our conclusions are based on the audit evidence obtained up to the date of our auditor's report. However, future events or conditions may cause the Group to cease to continue as a going concern.
- Evaluate the overall presentation, structure and content of the consolidated financial statements, including the disclosures, and whether the consolidated financial statements represent the underlying transactions and events in a manner that achieves fair presentation.
- Plan and perform the group audit to obtain sufficient appropriate audit evidence regarding the financial information of the entities or business units within the group as a basis for forming an opinion on the group financial statements. We are responsible for the direction, supervision and review of the audit work performed for purposes of the group audit. We remain solely responsible for our audit opinion.

We communicate with those charged with governance regarding, among other matters, the planned scope and timing of the audit and significant audit findings, including any significant deficiencies in internal control that we identify during our audit.

We also provide those charged with governance with a statement that we have complied with relevant ethical requirements regarding independence, and to communicate with them all relationships and other matters that may reasonably be thought to bear on our independence, and where applicable, related safeguards.

From the matters communicated with those charged with governance, we determine those matters that were of most significance in the audit of the consolidated financial statements of the current period and are therefore the key audit matters. We describe these matters in our auditor's report unless law or regulation precludes public disclosure about the matter or when, in extremely rare circumstances, we determine that a matter should not be communicated in our report because the adverse consequences of doing so would reasonably be expected to outweigh the public interest benefits of such communication.

The engagement partner on the audit resulting in this independent auditor's report is Riaz Ali.

BDO

July 23, 2026

Port of Spain,
Trinidad and Tobago

Eric Solis Marketing Limited and its subsidiary

Consolidated Statement of Financial Position
As at April 30, 2026
(Expressed in Trinidad and Tobago Dollars)

	Notes	2026	2025
Assets			
Non-current assets			
Property, plant and equipment	4	1,367,600	484,748
Right-of-use assets	13	9,163,875	9,360,506
Goodwill	5	4,483,937	4,425,712
Total non-current assets		**15,015,412**	**14,270,966**
Current assets			
Inventories	6	19,217,564	18,819,799
Trade and other receivables	7	7,190,403	6,925,026
Amount due from related parties	8	4,476,030	4,197,425
Taxation refundable		41,555	157,066
Cash and cash equivalents	9	5,497,251	8,350,638
Total current assets		**36,422,803**	**38,449,954**
Total assets		**$51,438,215**	**$52,720,920**
Equity and liabilities			
Equity			
Stated capital	10	9,996,134	9,996,134
Retained earnings		21,681,221	20,197,955
Total equity		**31,677,355**	**30,194,089**
Liabilities			
Non-current liabilities			
Borrowings	12	667,000	1,334,000
Lease liabilities	13	4,529,913	4,361,029
Total non-current liabilities		**5,196,913**	**5,695,029**
Current liabilities			
Trade and other payables	11	6,445,340	5,547,828
Borrowings	12	733,700	1,626,834
Lease liabilities	13	4,542,578	4,856,323
Taxation payable		10,724	1,157,691
Bank overdraft	14	2,831,605	3,643,126
Total current liabilities		**14,563,947**	**16,831,802**
Total liabilities and equity		**$51,438,215**	**$52,720,920**

The accompanying notes form an integral part of these consolidated financial statements.

On July 23, 2026, the Board of Directors of Eric Solis Marketing Limited authorised these consolidated financial statements for issue.

Director

Director

Eric Solis Marketing Limited and its subsidiary

Consolidated Statement of Comprehensive Income
For the year ended April 30, 2026
(Expressed in Trinidad and Tobago Dollars)

	Notes	2026	2025
Revenue	15	50,404,741	36,517,938
Cost of sales	16	(28,999,196)	(18,685,597)
Gross profit		**21,405,545**	**17,832,341**
Administrative expenses	17	(8,163,319)	(6,230,319)
Selling costs	18	(5,909,424)	(3,330,948)
Lease interest	13	(985,364)	(833,847)
Net finance costs	19	(344,775)	(271,148)
Profit before taxation		**6,002,663**	**7,166,079**
Taxation	20	(686,061)	(816,003)
Total comprehensive income for the year		**$5,316,602**	**$6,350,076**
Basic earnings per share attributable to the ordinary equity holders of the parent	22	0.64	0.59

The accompanying notes form an integral part of these consolidated financial statements.

Eric Solis Marketing Limited and its subsidiary

Consolidated Statement of Changes in Equity
For the year ended April 30, 2026
(Expressed in Trinidad and Tobago Dollars)

	Stated capital	Retained earnings	Total equity
Year ended April 30, 2025			
Balance as at May 1, 2024	165,300	14,514,546	14,679,846
Shares issued	9,830,834	-	9,830,834
Profit for the year	-	6,350,076	6,350,076
Dividends paid (Note 23)	-	(666,667)	(666,667)
Balance as at April 30, 2025	**$9,996,134**	**$20,197,955**	**$30,194,089**
Year ended April 30, 2026			
Balance as at May 1, 2025	9,996,134	20,197,955	30,194,089
Profit for the year	-	5,316,602	5,316,602
Dividends paid – 2025 (Note 23)		(1,000,000)	(1,000,000)
Dividends declared and paid – 2026 (Note 23)	-	(2,833,336)	(2,833,336)
Balance as at April 30, 2026	**$9,996,134**	**$21,681,221**	**$31,677,355**

The accompanying notes form an integral part of these consolidated financial statements.

Eric Solis Marketing Limited and its subsidiary

Consolidated Statement of Cash Flows
For the year ended April 30, 2026
(Expressed in Trinidad and Tobago Dollars)

	2026	2025
Cash flows from operating activities		
Net profit before taxation	6,002,663	7,166,079
Adjustments for non-cash expenses:		
Depreciation	218,169	70,198
Lease interest	985,364	833,847
Expected credit losses	78,139	163,132
Loss on disposal of property, plant and equipment	2,992	31,148
	7,287,327	**8,264,404**
Cash flows before working capital changes		
Increase in inventories	(397,765)	(50,850)
Increase in trade and other receivables	(343,516)	(1,206,656)
Increase in amounts due from related parties	(278,605)	(1,021,613)
Increase in trade and other payables	5,041,384	4,169,405
Cash generated from operations	**11,308,825**	**10,154,690**
Taxation paid	(1,717,518)	(915,594)
Net cash generated from operating activities	**9,591,307**	**9,239,096**
Cash flows from investing activities		
Purchase of property and equipment	(1,114,015)	(71,998)
Net payment on acquisition of subsidiary	(58,225)	(8,161,877)
Net cash used in investing activities	**(1,172,240)**	**(8,233,875)**
Cash flows from financing activities		
Loan proceeds	-	1,875,000
Loan repayments	(1,626,837)	(940,180)
Lease payments	(5,000,760)	(4,541,999)
Shares issued	-	9,830,834
Dividends paid	(3,833,336)	(666,667)
Net cash (used in)/provided by financing activities	**(10,460,933)**	**5,556,988**
Net (decrease)/increase in cash for the year	**(2,041,866)**	**6,562,209**
Cash and cash equivalents as at beginning of year	**4,707,512**	**(1,854,697)**
Cash and cash equivalents as at end of year	**$2,665,646**	**$4,707,512**
Cash in hand and at bank	5,497,251	8,350,638
Bank overdraft	(2,831,605)	(3,643,126)
Cash and cash equivalents as at end of year	**$2,665,646**	**$4,707,512**

The accompanying notes form an integral part of these consolidated financial statements.

1. Incorporation and principal activities

Eric Solis Marketing Limited (the "Company") was incorporated in the Republic of Trinidad and Tobago on June 19, 1967. There was a name change from its original "Solis Industries Limited" to "Allied Fabricators Limited" in 1969. The name was further changed in 1985 to Eric Solis Marketing Limited.

The principal activity of the Company is the selling, leasing and maintenance of office equipment.

The registered office of the Company is located at LP#16 El Socorro Extension Road #1, San Juan. The Company's direct parent is Star Copy Limited, a company incorporated in Trinidad and Tobago, and its ultimate parent is The Office Authority Limited, a company incorporated in Trinidad and Tobago.

The Company was approved by the Trinidad and Tobago Securities & Exchange Commission as a Reporting Issuer on May 23, 2024, and offered 2,750,000 shares as an Initial Public Offering ("IPO") on July 16, 2024, which was fully subscribed.

The Company's shares were listed on the Small and Medium Enterprise Market of the Trinidad and Tobago Stock Exchange on September 9, 2024.

On January 31, 2025, the Company completed a 100% acquisition of Business Equipment and Interiors International Limited ("BEI"). The business activities of BEI include the selling, rental and maintenance of office printers and photocopiers, office furniture and commercial interiors. The Company and BEI are collectively referred to as the "Group".

2. Material accounting policies

The principal accounting policies applied in the preparation of these consolidated financial statements are set out below. These policies have been consistently applied to all the years presented, except for the adoption of new and amended standards as set out in Note 2 (q).

a) Basis of preparation

These consolidated financial statements have been prepared in accordance with IFRS Accounting Standards as issued by the International Accounting Standards Board ("IFRS Accounting Standards").

The Group has applied the accounting policies as set out below to the consolidated financial statements. These policies have been consistently applied to all years presented, unless otherwise stated.

b) Basis of measurement

These consolidated financial statements have been prepared on the historical cost basis.

c) Functional and reporting currency

The consolidated financial statements are presented in Trinidad and Tobago dollars, which is the Group's functional currency. All numbers in these consolidated financial statements are in Trinidad and Tobago dollars unless otherwise stated.

2. Material accounting policies (continued)

d) Financial instruments

Financial instruments carried on the consolidated statement of financial position include cash and cash equivalents, trade and other receivables, amounts due/from related partes, trade and other payables, shareholders loan, borrowings, lease liabilities and bank overdraft. The particular recognition methods adopted are disclosed in the respective policy statements in these consolidated financial statements.

Transactions in foreign currencies are translated to the functional currency of the Group at exchange rates at the dates of the transactions. Monetary assets and liabilities denominated in foreign currencies at the reporting date are retranslated to the functional currency at the exchange rate at that date.

Foreign currency differences arising on retranslation are recognised in the consolidated statement of comprehensive income.

e) Use of estimates and judgement

In preparing these consolidated financial statements, management has made judgements, estimates and assumptions that affect the application of the Group's accounting policies and the reported amounts of assets, liabilities, income and expenses. Actual results may differ from these estimates.

Estimates and underlying assumptions are reviewed on an ongoing basis. Revisions to estimates are recognised prospectively. The significant judgments estimated used in preparing the consolidated financial statements are:

- Expected Credit Losses on trade receivables - the Group applies the simplified approach permitted by IFRS 9 to measure expected credit losses (ECL) on trade receivables. Under this approach, ECLs are recognised from initial recognition of the receivables and are calculated using a provision matrix based on historical loss rates, adjusted for forward-looking information, including macroeconomic indicators. Judgement is applied in selecting the appropriate inputs, such as the segmentation of receivables, determination of default rates, and the consideration of current and forecast economic conditions.

- Provision for inventory obsolescence - inventories are stated at the lower of cost and net realisable value. Management reviews inventories at the reporting date and determines whether there is any objective evidence of obsolescence or slow-moving items. Estimates are based on the age of inventory, historical usage patterns, future demand forecasts, and prevailing market conditions. The provision for obsolescence is inherently subjective and requires significant management judgement, particularly in assessing the recoverability of items not recently utilised.

- Impairment of Goodwill - goodwill is tested for impairment annually or more frequently if events or changes in circumstances indicate a potential impairment. The impairment test involves determining the recoverable amount of the cash-generating unit (CGU) to which goodwill has been allocated, which is the higher of value in use and fair value less costs of disposal. This requires the use of estimates and assumptions such as future cash flow projections, growth rates, discount rates, and terminal values. Management exercises significant judgement in setting these assumptions, which are based on the CGU's strategic plans and market conditions. Changes in any of these assumptions could result in a material change in the carrying amount of goodwill.

2. Material accounting policies (continued)

f) Property, plant and equipment

Property, plant and equipment are stated at historical cost and are depreciated using the reducing balance basis at rates estimated to write off the cost of each asset to their residual values over their estimated useful lives as follows:

Current rates of depreciation are:

Furniture and fittings	10% - 33.3%
Motor vehicles	25% -30%

Profits or losses on disposal of property, plant and equipment are determined by comparing the proceeds with the carrying amount and are included in the statement of comprehensive income. Property, plant and equipment are reviewed for impairment losses whenever events or changes in circumstances indicate that the carrying amount may not be recoverable.

Repairs and maintenance are charged to the consolidated statement of comprehensive income during the financial period in which they are incurred and are not included as part of Property, Plant and Equipment.

g) Impairment

At the end of each reporting period, the entity reviews the carrying amounts of its tangible assets to determine whether there is any indication that those assets have suffered an impairment loss. If any such indication exists, the recoverable amount of the asset is estimated in order to determine the extent of the impairment loss (if any). Where it is not possible to estimate the recoverable amount of an individual asset, the entity estimates the recoverable amount of the cash-generating unit to which the asset belongs.

Where a reasonable and consistent basis of allocation can be identified, corporate assets are also allocated to individual cash-generating units, or otherwise they are allocated to the smallest group of cash-generating units for which a reasonable and consistent allocation basis can be identified.

Recoverable amount is the higher of fair value less costs to sell and value in use. In assessing value in use, the estimated future cash flows are discounted to their present value using a pre-tax discount rate that reflects current market assessments of the time value of money and the risks specific to the asset for which the estimates of future cash flows have not been adjusted.

If the recoverable amount of an asset (or cash-generating unit) is estimated to be less than its carrying amount, the carrying amount of the asset (or CGU) is reduced to its recoverable amount. An impairment loss is recognised immediately in profit or loss.

Where an impairment loss subsequently reverses, the carrying amount of the asset (or CGU) is increased to the revised estimate of its recoverable amount, but so that the increased carrying amount does not exceed the carrying amount that would have been determined had no impairment loss been recognised for the asset (or CGU) in prior years.

h) Employee benefits

The Group recognises employee benefits in accordance with IAS 19. Short-term benefits such as wages, salaries, bonuses, and paid leave are expensed in the period the service is rendered. Contributions to the National Insurance Scheme and a defined contribution plan, are also expensed when due, with no further obligation beyond these contributions. Termination benefits are recognised when the Company is committed to ending employment or offering voluntary redundancy and are expensed immediately.

2. Material accounting policies (continued)

i) Cash and cash equivalents

Cash and cash equivalents are carried in the statement of financial position at cost. For the purpose of the consolidated statement of cash flows, cash and cash equivalents comprise cash at bank and in hand and short-term investments with original maturities of three months or less and bank overdrafts.

j) Trade and other receivables

Trade receivables are initially recognised at fair value and subsequently measured at amortised cost, less a loss allowance for expected credit losses (ECL). The Group applies the simplified approach permitted by IFRS 9 to measure lifetime ECLs on trade receivables.

The ECL is estimated using a provision matrix based on historical credit loss experience, adjusted for forward-looking factors specific to the debtors and the economic environment. Indicators such as the age of receivables, past default history, and macroeconomic forecasts are considered in determining the ECL. Bad debts are written off when there is no reasonable expectation of recovery.

k) Inventories

Inventories are stated at the lower of cost and net realisable value. Cost is determined by the weighted average method, and included expenditure incurred in acquiring the inventories and bringing them to their existing location and condition. Net realisable value is the estimated selling price in the ordinary course of business, less selling costs. Goods in transit are valued at invoice date.

l) Stated capital

Ordinary shares are classified as equity. Equity instruments are measured at the fair value of the cash or other resources received or receivable, net of the direct costs of issuing the equity instruments. If payment is deferred and the time value of money is material, the initial measurement is on a present value basis.

m) Trade and other payables

Liabilities for trade payables and accruals, which are normally settled on thirty to ninety days terms, are initially measured at fair value and subsequently carried at cost, using the effective interest method which is the fair value of the consideration to be paid in the future for goods and services received, whether or not invoiced to the Group.

n) Borrowings

Borrowings are recognised initially at fair value less attributable transaction costs incurred. Borrowings are subsequently carried at amortised cost, any difference between the proceeds (net of transaction costs) and the redemption value is recognised in the consolidated statement of comprehensive income over the period of the borrowing using the effective interest rate method.

o) Foreign currency translation

Foreign currency transactions are translated into the functional currency using the exchange rates prevailing at the dates of the transactions. Foreign exchange gains and losses resulting from the settlement of such transactions and from the translation of monetary assets and liabilities denominated in foreign currencies are recognised in the consolidated statement of comprehensive income.

2. Material accounting policies (continued)

p) Leases

As Lessee

All leases are accounted for by recognising a right-of-use asset and a lease liability except for:

- Leases of low value assets; and
- Leases with a duration of 12 months or less.

Lease liabilities are measured at the present value of the contractual payments due to the lessor over the lease term, with the discount rate determined by reference to the rate inherent in the lease unless this is not readily determinable, in which case the Group's incremental borrowing rate on commencement of the lease is used. Variable lease payments are only included in the measurement of the lease liability if they depend on an index or rate. In such cases, the initial measurement of the lease liability assumes the variable element will remain unchanged throughout the lease term. Other variable lease payments are expensed in the period to which they relate.

On initial recognition, the carrying value of the lease liability also includes:

- amounts expected to be payable under any residual value guarantee;
- the exercise price of any purchase option granted in favour of the Group if it is reasonably certain to exercise that option;
- any penalties payable for terminating the lease, if the term of the lease has been estimated on the basis of termination option being exercised.

Right of use assets are initially measured at the amount of the lease liability, reduced for any lease incentives received, and increased for:

- lease payments made at or before commencement of the lease;
- initial direct costs incurred; and
- the amount of any provision recognised where the Group is contractually required to dismantle, remove or restore the leased asset.

Subsequent to initial measurement lease liabilities increase as a result of interest charged at a constant rate on the balance outstanding and are reduced for lease payments made. Right-of-use assets are amortised on a straight-line basis over the remaining term of the lease.

As Lessor

Leases of assets under which all the risks and rewards of ownership are effectively retained by the lessee are classified as finance leases. When assets are leased out under a finance lease, the present value of the lease payments is recognised as a receivable. The difference between the gross receivable and the present value of the receivable is recognised as unearned finance income. Lease income is recognised over the term of the lease in a manner which reflects a constant periodic rate of return on the net investment in the lease.

Leases of assets under which all the risks and rewards of ownership are effectively retained by the lessor are classified as operating leases and are included in Right of use assets in the consolidated statement of financial position. They are amortised over the term of the lease.

2. Material accounting policies (continued)

(q) Standards and interpretations

- *New and amended standards and interpretations adopted by the Group*

  Amendments to various IFRS Accounting Standards which are mandatorily effective for reporting periods beginning on or after April 1, 2025 have no effect on the measurement of any items in the financial statements of the Group.

- *New standards, amendments and interpretations issued but not effective and not early adopted*

  The following new standards, interpretations and amendments, which have not been applied in these financial statements, will or may have an effect on the Group's future financial statements in the period of initial application. In all cases the entity intends to apply these standards from application date as indicated in the note below.

  - IFRS 18 Presentation and Disclosure in Financial Statements replaces IAS 1 Presentation of Financial Statements and is mandatorily effective for annual reporting periods beginning on or after January 1, 2027.

    IFRS 18, which was published by the IASB on April 9, 2024, sets out significant new requirements for how financial statements are presented, with particular focus on:

    - The statement of profit or loss, including requirements for mandatory sub-totals to be presented. IFRS 18 introduces requirements for items of income and expense to be classified into one of five categories in the statement of profit or loss. This classification results in certain sub-totals being presented, such as the sum of all items of income and expense in the operating category comprising the new mandatory 'operating profit or loss' sub-total.

    The aim of the IASB in publishing IFRS 18 is to improve comparability and transparency of companies' performance reporting. IFRS 18 has also resulted in narrow changes to the statement of cash flows.

  Other standards, amendments and interpretations to existing standards in issue but not yet effective are not considered to be relevant to the Group and have not been disclosed.

- *Standards and amendments to published standards early adopted by the Group*

  The Group did not early adopt any new, revised or amended standards.

2. Material accounting policies (continued)

r) Financial instruments

(i) *Classification*

The Group classifies its financial assets at amortised cost.

The classification depends on the entity's business model for managing the financial assets and the contractual terms of the cash flows.

(ii) *Recognition and derecognition*

Regular way purchases and sales of financial assets are recognised on the trade-date, the date on which the Group commits to purchase or sell the asset. Financial assets are derecognised when the rights to receive cash flows from the financial assets have expired or have been transferred and the Group has transferred substantially all the risks and rewards of ownership.

(iii) *Measurement*

Financial assets with embedded derivatives are considered in their entirety when determining whether their cash flows are solely payment of principal and interest.

Debt instruments

Subsequent measurement of debt instruments depends on the Group's business model for managing the asset and the cash flow characteristics of the asset. The following is the measurement category into which the Group classifies its debt instruments:

- Amortised cost: Assets that are held for collection of contractual cash flows where those cash flows represent solely payments of principal and interest are measured at amortised cost. Interest income from these financial assets is included in finance income using the effective interest rate method. Any gain or loss arising on derecognition is recognised directly in profit or loss and presented in other gains/(losses) together with foreign exchange gains and losses. Impairment losses are presented as separate line item in the consolidated statement of comprehensive income.

(iv) *Impairment*

The Group assesses on a forward-looking basis the expected credit losses associated with its financial assets carried at amortised cost. The impairment methodology applied depends on whether there has been a significant increase in credit risk.

For trade receivables, the Group applies the simplified approach, which requires expected lifetime losses to be recognised from initial recognition of the receivables, see note 3 (a) (ii) for further details.

s) Impairment of non-financial assets

The carrying amounts of the Group's assets are reviewed at each reporting date to determine whether there is any indicator of impairment. If such an indicator exists, the asset's recoverable amount is estimated. An impairment loss is recognised whenever the carrying amount of an asset or its cash-generating unit exceeds its recoverable amount. Impairment losses are recognised in the consolidated statement of comprehensive income.

2. Material accounting policies (continued)

t) Dividend policy

Dividends are recognised as a liability in the consolidated financial statements in the period in which they are approved. Final dividends are recognised when approved by the shareholders at the Annual General Meeting, while interim dividends are recognised when declared by the Board of Directors. Dividends declared after the reporting period are disclosed in the notes to the consolidated financial statements as a non-adjusting event.

The dividend policy of the Company is to distribute to its shareholders surplus funds from its distributable profits and/or general reserves, as may be determined by the Board, subject to:

(i) The recognition of profit and availability of cash for distribution;
(ii) Any banking or other funding requirements by which the Company is bound from time to time;
(iii) The operating and investment needs of the Company;
(iv) The anticipated future growth and earnings of the Company;
(v) Emerging trends in dividend payouts in the industry; and
(vi) Any relevant applicable laws.

u) Earnings/(loss) per share

Basic earnings/(loss) per share is calculated by dividing: the profit/(loss) attributable to owners of the Company by the weighted average number of ordinary shares outstanding during the financial year.

v) Basis of consolidation

Where the Company has control over an investee, it is classified as a subsidiary. The Company controls an investee if all three of the following elements are present:

- power over the investee,
- exposure to variable returns from the investee, and
- the ability of the investor to use its power to affect those variable returns. Control is reassessed whenever facts and circumstances indicate that there may be a change in any of these elements of control.

De-facto control exists in situations where the company has the practical ability to direct the relevant activities of the investee without holding the majority of the voting rights. In determining whether de-facto control exists the company considers all relevant facts and circumstances, including:

- The size of the company's voting rights relative to both the size and dispersion of other parties who hold voting rights
- Substantive potential voting rights held by the company and by other parties
- Other contractual arrangements
- Historic patterns in voting attendance.

The consolidated financial statements present the results of the Company and its subsidiary ('the Group') as if they formed a single entity. Intercompany transactions and balances between group companies are therefore eliminated in full.

The consolidated financial statements incorporate the results of business combinations using the acquisition method. In the consolidated statement of financial position, the acquiree's identifiable assets, liabilities and contingent liabilities are initially recognised at their fair values at the acquisition date. The results of acquired operations are included in the consolidated statement of comprehensive income from the date on which control is obtained. They are deconsolidated from the date on which control ceases.

2. Material accounting policies (continued)

v) Basis of consolidation (continued)

Non-controlling interests

For business combinations the Group has the choice, on a transaction by transaction basis, to initially recognise any non-controlling interest in the acquiree which is a present ownership interest and entitles its holders to a proportionate share of the entity's net assets in the event of liquidation at either acquisition date fair value or, at the present ownership instruments' proportionate share in the recognised amounts of the acquiree's identifiable net assets. Other components of non-controlling interest such as outstanding share options are generally measured at fair value. The group has not elected to take the option to use fair value in acquisitions completed to date.

The total comprehensive income of non-wholly owned subsidiaries is attributed to owners of the parent and to the non-controlling interests in proportion to their relative ownership interests.

Goodwill

Goodwill represents the excess of the cost of a business combination over the Group's interest in the fair value of identifiable assets, liabilities and contingent liabilities acquired.

Cost comprises the fair value of assets given, liabilities assumed and equity instruments issued, plus the amount of any non-controlling interests in the acquiree plus, if the business combination is achieved in stages, the fair value of the existing equity interest in the acquiree. Contingent consideration is included in cost at its acquisition date fair value and, in the case of contingent consideration classified as a financial liability, remeasured subsequently through profit or loss. Direct costs of acquisition are recognised immediately as an expense.

Goodwill is capitalised as an intangible asset with any impairment in carrying value being charged to the consolidated statement of comprehensive income. Where the fair value of identifiable assets, liabilities and contingent liabilities exceed the fair value of consideration paid, the excess is credited in full to the consolidated statement of comprehensive income on the acquisition date.

w) Segment information

Operating segments are reported in a manner consistent with the internal reporting provided to the chief operating decision-maker. The chief operating decision maker is the Managing Director.

2. Material accounting policies (continued)

x) Revenue recognition

Revenue is recognised when control of goods or services is transferred to the customer, in an amount that reflects the consideration to which the Group expects to be entitled in exchange for those goods or services. The Group applies the five-step model in accordance with IFRS 15 – *Revenue from Contracts with Customers*.

- *Sale of consumables and equipment*

  Revenue from the sale of consumables and equipment is recognised at a point in time when control of the goods is transferred to the customer, generally on delivery or installation, depending on the terms of the contract. Revenue is recognised net of value added tax, discounts, and rebates.

- *Operating lease income*

  The Group leases equipment to customers under operating lease arrangements, typically for terms of 36 months. These leases do not transfer substantially all the risks and rewards incidental to ownership of the underlying assets. Lease income is recognised on a straight-line basis over the lease term in accordance with IFRS 16 – *Leases*.

y) Provisions

Provisions are recognised when the Group has a present legal or constructive obligation as a result of a past event; it is more likely than not that an outflow of resources will be required to settle the obligation; and a reliable estimate of the amount of the obligation can be made. Provisions are not recognised for future operating losses.

When there are a number of similar obligations, the likelihood that an outflow will be required in settlement is determined by considering the class of obligations as a whole. A provision is recognised even if the likelihood of an outflow with respect to any one item included in the same class of obligations may be small.

Provisions are measured at the present value of the expenditure expected to be required to settle the obligation using a pre-tax rate that reflects current market assessments of the time value of money and the risks specific to the obligation.

2. Material accounting policies (continued)

x) Revenue recognition

Revenue is recognised when control of goods or services is transferred to the customer, in an amount that reflects the consideration to which the Group expects to be entitled in exchange for those goods or services. The Group applies the five-step model in accordance with IFRS 15 – *Revenue from Contracts with Customers*.

- *Sale of consumables and equipment*

  Revenue from the sale of consumables and equipment is recognised at a point in time when control of the goods is transferred to the customer, generally on delivery or installation, depending on the terms of the contract. Revenue is recognised net of value added tax, discounts, and rebates.

- *Operating lease income*

  The Group leases equipment to customers under operating lease arrangements, typically for terms of 36 months. These leases do not transfer substantially all the risks and rewards incidental to ownership of the underlying assets. Lease income is recognised on a straight-line basis over the lease term in accordance with IFRS 16 – *Leases*.

y) Provisions

Provisions are recognised when the Group has a present legal or constructive obligation as a result of a past event; it is more likely than not that an outflow of resources will be required to settle the obligation; and a reliable estimate of the amount of the obligation can be made. Provisions are not recognised for future operating losses.

When there are a number of similar obligations, the likelihood that an outflow will be required in settlement is determined by considering the class of obligations as a whole. A provision is recognised even if the likelihood of an outflow with respect to any one item included in the same class of obligations may be small.

Provisions are measured at the present value of the expenditure expected to be required to settle the obligation using a pre-tax rate that reflects current market assessments of the time value of money and the risks specific to the obligation.

2. Material accounting policies (continued)

z) Taxation

Current tax

Income tax expense represents the sum of the tax currently payable. The tax currently payable is based on taxable profit for the year. Taxable profit differs from profits as reported in the statement of comprehensive income because it excludes items of income or expense that are taxable or deductible in other years and it further excludes items that are never taxable or deductible. The liability for current tax is calculated using tax rates that have been enacted or substantively enacted by the end of the reporting year.

In accordance with the Finance Act 2020 Section 4 (a), as an SME listed company, the rate of corporation tax applicable to the Company is zero percent for five years from the listing date and fifteen percent for the next five years immediately following that period.

Deferred tax

Deferred tax is recognised on temporary differences between the carrying amounts of assets and liabilities in the consolidated financial statements and the corresponding tax bases used in the computation of taxable profit. Deferred tax liabilities are generally recognised for all taxable temporary differences. Deferred tax assets are generally recognised for all deductible temporary differences to the extent that it is probable that taxable profits will be available against which those deductible temporary differences can be utilised.

The carrying amount of deferred tax assets is reviewed at the end of each reporting period and reduced to the extent that it is no longer probable that sufficient taxable profits will be available to allow all or part of the asset to be recovered.

Deferred tax liabilities and assets are measured at the tax rates that are expected to apply in the period in which the liability is settled or the asset realised, based on tax rates (and tax laws) that have been enacted in Trinidad and Tobago.

aa) Comparative information

Where necessary, comparative data has been adjusted to conform with changes in presentation in the current year.

3. Financial risk

a) Financial risk management objectives

The Group's activities expose it to a variety of financial risks: market risk, credit risk, and liquidity risk. Risk management is carried out in line with policies approved by the Board of Directors. The Board provides written principles for overall risk management, as well as written policies covering specific areas, such as market risk, credit risk, and the investment of excess liquidity.

(i) Market risk

This comprises foreign exchange risk, cash flow and fair value interest rate risk and price risk.

(a) Foreign exchange risk

The Group is exposed to foreign exchange risk arising from various currency exposures, primarily to the US dollar. Foreign exchange risk arises from future commercial transactions and recognised financial assets and financial liabilities.

The Group actively manages this risk by matching receipts and payments in the sale currency and monitoring movements in exchange rates. The Group seeks to purchase US dollars, when made available, from its bankers. Such policies to manage foreign currency are the same as for prior year. Breakdown of US dollars assets and liabilities are as follows:

	2026	2025
Asset		
Cash at bank	304,601	3,829,971
	304,601	**3,829,971**
Liabilities		
Borrowings	-	869,370
Lease liability	2,042,081	2,603,930
	2,042,081	**3,473,300**
Net exposure	**$(1,737,480)**	**$356,671**

If the currency had weakened/strengthened by 5% against the US dollar with all other variables held constant, the change in profits for the year would have been $86,874 (2025: $17,834).

3. Financial risk (continued)

a) Financial risk management objectives (continued)

(i) Market risk (continued)

(b) Price risk

The Group's exposure to securities price risk arising from investments is nil.

(c) Interest rate risk

The Group had no significant interest-bearing assets, the Group's income and operating cash flows are substantially independent of changes in market interest rates.

Interest rate risk arises from the possibility that changes in interest rates will affect future cash flows or the fair value of financial instruments. Interest rate risk arises on interest-bearing financial instruments recognised in the consolidated statement of financial position.

The Group's exposure to changes in market interest rates relates primarily to the overdraft facility which was secured at TT Dollar prime commercial lending rate of TTD Prime less 1.00% (Presently effective 6.50% per annum. The interest rate is subject to change based on prevailing market conditions and at the sole discretion of the lender. The exposure to interest rate risk on cash held on deposit is not significant.

The exposure of the Group's borrowings to interest rate changes are as follows:

	2026	**2025**
Less than one year	2,831,605	3,643,126
Between 1 - 5 years	-	-
	$2,831,605	**$3,643,126**

The Board of Directors is ultimately responsible for the establishment and oversight of the Group's risk management framework. The main financial risks of the Group relate to the availability of funds to meet business needs and the risk of default by counterparties to financial transactions. The Group monitors the financial risks that arise in relation to underlying business needs and operates within clear policies and stringent parameters. The Group's principal financial liabilities comprise overdraft and bank loans. There have been no changes to the way the Group manages this exposure compared to the prior year.

(ii) Credit risk management

The Group takes on exposure to credit risk, which is the risk that its customers, clients or counterparties will cause a financial loss for the Group by failing to discharge their contractual obligations. Credit exposures arise principally from the Group's receivables from customers and are influenced mainly by the individual characteristics of each customer. The Group has established credit policies under which each customer is analysed individually for creditworthiness prior to the Group offering them a credit facility. Credit limits are assigned to each customer and are reviewed on an ongoing basis. The Group has procedures in place to restrict customer orders if the order will result in customers exceeding their credit limits. Customers who fail to meet the Group's benchmark creditworthiness may transact with the Group on a prepayment basis.

3. Financial risk (continued)

a) Financial risk management objectives (continued)

(ii) Credit risk management (continued)

Customer credit risk is monitored according to their credit characteristics such as whether it is an individual or company, geographic location, industry, aging profile, and previous financial difficulties. The Group establishes an allowance for impairment that represents an estimate of expected credit losses in respect of trade and other receivables. The Group addresses impairment assessment in two areas: individually and collectively assessed allowances.

Deposits are only made to reputable commercial banks.

There have been no changes to the way the Group manages this exposure compared to the prior year.

Maximum exposure to credit risk

The accounting policies for financial instruments have been applied to the line items below:

	2026	2025
Trade receivables	6,847,580	7,390,225
Due from related parties	4,476,030	4,197,425
Cash at bank and on hand (Note 9)	5,497,251	8,350,638
	$16,820,861	**$19,938,288**

The simplified approach

The Group applies the IFRS 9 simplified approach to measuring expected credit losses for trade and other receivables. The simplified approach eliminates the need to calculate 12-month Expected Credit Loss and to assess when a significant increase in credit risk has occurred. Accordingly, a lifetime expected loss allowance is used from day 1. To measure the lifetime loss allowance, the Group first considers whether any individual customer accounts require specific provisions. Loss rates are then assigned to these accounts based on an internal risk rating system considering various qualitative and quantitative factors.

The general approach

The Group applies the IFRS 9 general approach to measuring expected credit losses for intercompany loans to related parties. The Group considers such related party loans as low credit risks given past performance but still maintains offsetting payable balances as credit enhancements to assist in managing expected credit loss.

Incorporation of forward-looking information

Historical loss rates for trade and other receivables are adjusted to reflect current and forward- looking information on macroeconomic factors affecting the ability of the customers to settle the receivables. The Group uses indicators such as, concentration risk and macroeconomic fundamentals of the country in which it sells its goods and services to be the most relevant factors, and accordingly adjusts the historical loss rates based on expected changes in these factors.

3. Financial risk (continued)

a) Financial risk management objectives (continued)

(ii) Credit risk management (continued)

The Group's 2026 loss rates under the simplified approach are based on historical rates and are outlined below:

	Up to 60 days past due	Up to 120 days past due	>120 days past due
Trade receivables	-%	-%	41%

Assets written off

Financial assets are written off when there is no reasonable expectation of recovery, such as a debtor failing to engage in a repayment plan with the Group. The Group categorises a receivable for write off when a debtor fails to make contractual payments, even after several attempts at enforcement and/or recovery efforts. Where receivables have been written off, the Group continues to engage in enforcement activity to attempt to recover the receivable due. Where recoveries are made, these are recognised in the consolidated statement of comprehensive income.

Summary of ECL calculations

a) The simplified approach (trade and other receivables)

A summary of the assumptions underpinning the Group's expected credit loss model under the simplified approach is further analysed below showing:

- Specific provisions using the Group's internal grading system

Trade and other receivables assessed for specific provisions are identified based on certain default triggers (e.g., customers with significant cash flow issues, business model issues and other relevant factors). Once the population for specific provisions is identified, it is segregated from the rest of the portfolio and an ECL is calculated based on an individual rating assignment.

The following is a summary of the ECL on trade and other receivables from specific provisions:

Aging Bucket	Average ECL rate	Estimated EAD	Expected credit loss
Over 120 days past due	41%	$834,853	$338,527

(iii) Liquidity risk

Prudent liquidity risk management implies maintaining sufficient cash and short-term funds and the availability of funding through an adequate amount of committed credit facilities. Due to the dynamic nature of the underlying business, the Group aims at maintaining flexibility in funding by keeping committed credit lines available.

The Group's liquidity risk management process is measured and monitored by senior management. This process includes monitoring current cash flows on a frequent basis, assessing the expected cash inflows as well as ensuring that the Group has adequate committed lines of credit to meet its obligations.

The table below analyses the Group's financial liabilities based on the remaining period at the financial position date to the contractual maturity date.

3. Financial risk (continued)

a) Financial risk management objectives (continued)

(iii) Liquidity risk (continued)

Financial liabilities

	Carrying amount	Contractual cashflow	Less than 1 year	Between 2 to 5 years	Over 5 years
At April 30, 2026					
Deferred consideration	1,400,700	1,400,700	733,700	667,000	-
Bank overdraft	2,831,605	2,831,605	2,831,605	-	-
Lease liabilities	9,072,491	10,239,502	5,301,984	4,937,518	-
Trade and other payables	6,445,340	6,445,340	6,445,340	-	-
Total	**$19,750,136**	**$20,917,147**	**$15,312,629**	**$5,604,518**	**$-**

Financial liabilities

	Carrying amount	Contractual cashflow	Less than 1 year	Between 2 to 5 years	Over 5 years
At April 30, 2025					
Borrowings	934,820	953,352	953,352	-	-
Deferred consideration	2,026,013	2,026,013	692,013	1,334,000	-
Bank overdraft	3,643,126	3,643,126	3,643,126	-	-
Lease liabilities	9,217,352	10,439,414	5,640,023	4,799,391	-
Trade and other payables	5,547,828	5,547,828	5,547,828	-	-
Total	**$21,369,139**	**$22,609,733**	**$16,476,342**	**$6,133,391**	**$-**

b) Capital risk management

The Group's objectives when maintaining capital are:

- to ensure sufficient capital is available to meet the needs of the Group, taking a long-term view to be able to provide returns for shareholders and benefits for other stakeholders, and
- to provide an adequate short and medium-term return to shareholders by pricing products and services commensurately with the level of risk.

The Group manages its capital structure and makes adjustments to it in the light of changes in economic conditions and the risk characteristics of the underlying assets. In order to maintain or adjust the capital structure, the Group may adjust the amount of dividends paid to shareholders, return capital to shareholders, issue new shares, or sell assets to reduce debt.

3. Financial risk (continued)

c) Fair value measurement

Fair value is the amount for which an asset could be exchanged, or a liability settled, between knowledgeable, willing parties in an arm's length transaction. Market price is used to determine fair value where an active market (such as a recognised stock exchange) exists as it is the best evidence of the fair value of a financial instrument. IFRS Accounting Standards requires disclosure of fair value measurement by level using the following fair value measurement hierarchy:

(i) Level 1 - Quoted prices (unadjusted) in active markets for identical assets or liabilities.

(ii) Level 2 - Inputs other than quoted prices included within level 1 that are observable for the asset or liability, either directly (that is, as prices) or indirectly (that is, derived from prices).

(iii) Level 3 - Inputs for the asset or liability that are not based on observable market data (that is, unobservable inputs).

Due to the short-term nature of financial assets and liabilities, their carrying amounts are considered to be the same as their fair values. Estimates and judgements are continually evaluated and are based on historical experience and other factors, including expectations of future events that are believed to be reasonable under the circumstances.

All of the Group's financial assets and liabilities are carried at amortised cost.

4. Property, plant and equipment

	Furniture & fixtures	Motor vehicle	Leasehold properties	Total
2026				
Cost				
Balance as at May 1, 2024	688,067	580,349	-	1,268,416
Additions	71,998	-	-	71,998
Acquired through business combination	136,856	1,960,509	-	2,097,365
Disposals	(2,332)	(960,159)	-	(962,491)
Balance as at May 1, 2025	**894,589**	**1,580,699**	**-**	**2,475,288**
Additions	114,503	-	999,512	1,114,015
Disposals	(26,536)	(96,888)	-	(123,424)
Balance as at April 30, 2026	**982,556**	**1,483,811**	**999,512**	**3,465,879**
Accumulated depreciation				
Balance as at May 1, 2024	554,348	529,600	-	1,083,948
Acquired through business combination	100,550	877,518	-	978,068
Depreciation	37,734	32,464	-	70,198
Disposals	(816)	(140,858)	-	(141,674)
Balance as at May 1, 2025	**691,816**	**1,298,724**		**1,990,540**
Depreciation	73,127	82,573	62,469	218,169
Disposals	(14,010)	(96,420)	-	(110,430)
Balance as at April 30, 2026	**750,933**	**1,284,877**	**62,469**	**2,098,279**
Net book value				
As at April 30, 2026	**$231,623**	**$198,934**	**$937,043**	**$1,367,600**
As at April 30, 2025	**$202,773**	**$281,975**	**-**	**$484,748**

5. Goodwill

Goodwill of $4,483,937 (2025: $4,425,712) arose from the Company acquiring BEI on January 31, 2025.

The Group is required to test, on an annual basis, whether goodwill has suffered any impairment. The recoverable amount is determined based on value in use calculations. The use of this method requires the estimation of future cash flows and the determination of a discount rate in order to calculate the present value of the cash flows.

For impairment testing purposes, goodwill has been allocated to the BEI cash-generating unit ("CGU"), which represents the lowest level at which goodwill is monitored by management. An annual impairment test was conducted by comparing the recoverable amount to the carrying value.

The recoverable amount of the CGU was determined using a value-in-use model based on a five-year cash flow forecast derived from Board-approved budgets and strategic plans. The key assumptions used in the model were a pre-tax discount rate of 12% and a terminal growth rate of 2%. Forecast revenues were based on historical performance, expected contract renewals, sales pipeline activity and market conditions, while operating margins reflected management's expectations of future operating performance and anticipated efficiencies.

The value in use of the CGU was estimated at approximately $22.4 million compared to the carrying amount of goodwill of $4.5 million, resulting in headroom of approximately $17.9 million. Accordingly, no impairment was recorded.

6. Inventories

	2026	2025
Goods held for resale	19,217,564	18,819,799
	$19,217,564	**$18,819,799**

7. Trade and other receivables

	2026	2025
Trade receivables	6,847,579	7,390,225
Less: ECLs	(338,527)	(819,961)
Trade receivables (net)	**6,509,052**	**6,570,264**
Prepayments	681,351	354,762
	$7,190,403	**$6,925,026**

Movement in the ECL for trade receivable are as follows:

	2026	2025
Opening ECL of trade receivables	819,961	203,179
Acquired through business combination	-	585,133
Increase during the year	78,139	163,132
Receivables written off during the year as uncollectable	(559,573)	(131,483)
Closing ECL	**$338,527**	**$819,961**

8. Related party transactions and balances

A related party is a person or entity that has a relationship with another entity that allows one party to significantly influence or control the other or be significantly influenced or controlled by the other. This relationship can exist through ownership, control, or significant influence.

The related parties of Eric Solis Marketing Limited are as follows:

- Star Copy Limited – Owns 67% of Eric Solis Marketing Limited
- The Office Authority Limited – Owns 100% of Star Copy Limited
- Trinidad Label Company Limited – 100% owned by The Office Authority Limited
- Business Equipment and Interiors Limited – 100% owned subsidiary

Dividend paid for the year ended April 30, 2026, to Star Copy Limited is $1,983,333 (2025: $446,665)

Amounts due from related parties

	2026	2025
The Office Authority Limited	711,723	123,399
Trinidad Label Company Limited	239,307	549,026
Star Copy Limited	3,525,000	3,525,000
	$4,476,030	**$4,197,425**

Amounts due from related parties are unsecured, interest-free and repayable on demand. The balances arise from intercompany funding arrangements and trading transactions conducted in the ordinary course of business. The Group applies the IFRS 9 general expected credit loss model in assessing recoverability of these balances and considers the related parties to be low credit risk due to their common ownership structure, historical repayment record and financial capacity to settle obligations. Accordingly, no expected credit loss allowance has been recognised as at April 30, 2026 (2025: nil), as management does not consider there to have been a significant increase in credit risk or any objective evidence of impairment.

Related party transactions

Revenue

	2026	2025
The Office Authority Limited	2,444,977	1,801,823
Trinidad Label Company Limited	1,027,002	511,531
	$3,471,979	**$2,313,354**

Purchases

	2026	2025
The Office Authority Limited	1,861,226	1,601,428
	$1,861,226	**$1,601,428**

Sales of goods to related parties were made at the Group's usual list prices. Purchases were made at market price discounted to reflect the quantity of goods purchased and the relationship between the parties.

Key management compensation for the year amounted to $911,128 (2025: $904,690) and is included under administrative expenses.

9. Cash and cash equivalents

	2026	2025
Cash on hand and at bank	5,390,729	8,238,807
Short-term deposits	106,522	111,831
	$5,497,251	**$8,350,638**

The short-term deposits represent USD and TTD Income funds held at RBC Royal Bank (Trinidad and Tobago) Limited.

10. Stated capital

	2026	2025
Authorised		
Unlimited number of ordinary shares of no par value		
Issued and fully paid		
8,333,333 Ordinary shares of no par value (2025: 8,333,333)	9,996,134	9,996,134
	$9,996,134	**$9,996,134**

Analysis of ordinary share movement is as follows:

	2026		2025	
	No. of Shares	Amount	No. of Shares	Amount
Balance as at start of year	8,333,333	9,996,134	5,583,333	165,300
IPO Shares @ $4.00 per share	-	-	2,750,000	11,000,000
Less IPO cost	-	-	-	(1,169,166)
Balance at end of year	**8,333,333**	**$9,996,134**	**8,333,333**	**$9,996,134**

All shares rank equally with regard to the Company's residual assets. The holders of ordinary shares are entitled to receive dividends at the Company's discretion and are entitled to one vote per share at meetings of the Group.

On September 9, 2024, the Company consummated an Initial Public Offering of 2,750,000 new ordinary shares for the gross proceeds of $11M. The ordinary shares were purchased by new shareholders and are traded on the Small and Medium Enterprise Exchange of the Trinidad and Tobago Stock Exchange.

11. Trade and other payables

	2026	2025
Trade payables	3,907,758	4,538,222
Accrued liabilities	831,039	743,988
Accruals and other payables	1,706,543	265,618
	$6,445,340	**$5,547,828**

12. Borrowings

	2026	2025
Long-term borrowings		
Promissory note	667,000	1,334,000
	667,000	**1,334,000**
Short-term borrowings		
Promissory note	733,700	692,014
First Citizens Bank Limited	-	869,370
Fidelity Finance and Leasing Co	-	65,450
	733,700	**1,626,834**
Total borrowings	**$1,400,700**	**$2,960,834**

The Promissory notes are deferred consideration for the purchase of the subsidiary "Business Equipment and Interiors International Limited". They are repayable over 3 years at TT$667,000 per year plus interest of 5% per annum commencing January 31, 2026.

13. Leases

Nature of leasing activities (in the capacity as lessee)

The Company leases equipment and motor vehicles via sale and leaseback arrangements through NCB Merchant Bank (Trinidad and Tobago) Limited. NCB advanced the Company a discounted amount based on the cash flows of the original lease contract and this amount is repaid over the equivalent period of the original lease so as to ensure outflows and inflows are matched.

The percentages in the table below reflect the current proportions of lease payments that are either fixed or variable.

	Number of lease contracts	Fixed payments	Variable payments	Sensitivity
April 30, 2026				
Equipment leases	106	100%	-	-
	106	**100%**	**-**	**-**

13. Leases (continued)

	Number of lease contracts	Fixed payments	Variable payments	Sensitivity
April 30, 2025				
Equipment leases	101	100%	-	-
Vehicle lease	1	100%	-	-
	102	**100%**	**-**	**$-**

Lease liabilities

Lease liabilities are payable as follows:

	Future minimum lease payments	Interest	Present value of minimum lease payments
April 30, 2026			
Less than one year	5,304,535	(759,406)	4,542,578
Between one and five years	4,934,967	(400,589)	4,529,913
More than five years	-	-	-
	$10,239,502	**$(1,159,995)**	**$9,072,491**

	Future minimum lease payments	Interest	Present value of minimum lease payments
April 30, 2025			
Less than one year	5,640,023	(783,700)	4,856,323
Between one and five years	4,799,391	(438,362)	4,361,029
More than five years	-	-	-
	$10,439,414	**$(1,222,062)**	**$9,217,352**

13. Leases (continued)

Right-of-use assets

	Motor vehicle	Lease equipment	Total
As at May 1, 2024	335,567	8,048,130	8,383,697
Additions	-	6,384,412	6,384,412
Amortisation	(170,183)	(5,237,420)	(5,407,603)
As at April 30, 2025	**$165,384**	**$9,195,122**	**$9,360,506**
As at May 1, 2025	165,384	9,195,122	9,360,506
Additions	-	5,246,754	5,246,754
Amortisation	(165,384)	(5,278,001)	(5,443,385)
As at April 30, 2026	**$-**	**$9,163,875**	**$9,163,875**

Amounts recognised in profit or loss

	2026	2025
Interest on lease liabilities	**$985,364**	**$833,847**

14. Bank overdraft

	2026	2025
First Citizens Bank Limited	2,831,605	3,643,126
	$2,831,605	**$3,643,126**

The bank overdraft with First Citizens Bank Limited is secured by:

i) A Registered First Demand Debenture over the fixed and floating assets of the Company to be stamped to cover $7,000,000.
ii) Assignment of all risk insurance over all risk insurance over inventory, business equipment and contents for $7,000,000.

15. Revenue

	2026	2025
Sales of equipment and consumables	40,105,283	26,955,911
Operating lease income	10,299,458	9,562,027
	$50,404,741	**$36,517,938**

16. Cost of sales

	2026	2025
Opening inventories	18,819,799	13,706,246
Purchases	23,953,576	18,391,547
Amortisation on leased assets	5,443,385	5,407,603
	48,216,760	**37,505,396**
Less: Closing inventories	(19,217,564)	(18,819,799)
	$28,999,196	**$18,685,597**

17. Administrative expenses

	2026	2025
Management fees	1,984,000	1,950,000
Salaries and related costs	2,732,597	1,727,906
Rent	761,898	789,637
Legal and professional fees	287,606	545,891
Motor vehicle expenses	308,923	247,898
Sundry office expenses	392,290	215,684
Expected credit losses	78,139	163,132
Insurance	142,192	104,014
Audit fees	207,900	97,501
Repairs and maintenance	162,454	72,810
Telephone	185,932	71,221
Depreciation	218,169	70,198
Travelling	56,223	66,022
Warehouse & production expenses	556,023	36,637
Electricity	56,052	33,360
Loss on disposal of assets	2,992	31,148
Postage, printing and stationery	26,026	3,760
Donations	3,903	3,500
	$8,163,319	**$6,230,319**

The consolidated statement of comprehensive income for the year ended April 30, 2026 includes the results of Eric Solis Marketing Limited and Business Equipment and Interiors Limited for the full twelve-month period. The comparative period ended 30 April 2025 includes the results of Business Equipment and Interiors Limited from January 31, 2025, the date on which control was obtained, to April 30, 2025. Accordingly, the results for the current and comparative periods are not directly comparable.

18. Selling costs

	2026	2025
Salaries and related costs	5,373,267	3,203,512
Marketing and advertising	401,585	56,918
General selling expense	134,572	70,518
	$5,909,424	**$3,330,948**

19. Net finance costs

	2026	2025
Bank charges	69,475	93,045
Overdraft interest	275,300	178,102
	$344,775	**$271,148**

20. Taxation

	2026	2025
Corporation tax	624,496	770,622
Green fund levy	61,565	45,381
	$686,061	**$816,003**
Profit before taxation	**6,002,663**	**7,166,079**
Tax at statutory rate – 30%	1,800,799	2,149,824
Less exempt tax- Solis	(1,176,303)	(1,379,202)
Green fund levy	61,565	45,381
	$686,061	**$816,003**

Eric Solis Marketing Limited is exempt from corporation tax, business levy and green fund levy from September 9, 2024, for five years as a result of being listed on the Trinidad and Tobago Stock Exchange SME market. Business Equipment and Interiors Limited remains subject to corporation tax, business levy and green fund levy.

21. Segment information

The Chief Operating Decision Maker (CODM) is the Managing Director.

The principal activity of the Company is the selling and maintenance of office equipment. BEI also sells furniture and interiors.

The Group has determined that it operates as a single reportable segment. Although the subsidiary is reviewed separately by the Chief Operating Decision Maker (CODM), it does not meet the quantitative thresholds to be separately reported. Accordingly, the Group has presented a single operating segment in accordance with IFRS 8.

22. Earnings per share

Basic earnings per share ("EPS") is calculated by dividing the profit for the year attributable to ordinary equity holders of the parent by the weighted average number of ordinary shares outstanding during the year. The Group does not have any dilutive potential share options; therefore, diluted EPS is not presented.

23. Dividends

	2026	2025
Final 2025 dividends paid	1,000,000	-
Interim dividends paid	1,833,336	666,667
Final 2026 dividends declared	1,000,000	-
	$3,833,336	**$666,667**

24. Capital commitments and contingencies

The Group has no capital commitments and contingencies.

25. Events after the reporting date

The Group has evaluated subsequent events from May 1, 2026 through to July 23, 2026, the date the consolidated financial statements were available to be issued. The Group did not have any subsequent events requiring recognition or disclosure in the consolidated financial statements, other than those disclosed below:

(a) On June 30, 2026, the Board of Directors approved a resolution authorising the amalgamation of Eric Solis Marketing Limited with its subsidiary Business Equipment and Interiors Limited pursuant to section 223 of the Companies Act, Chap. 81:01 (the "Amalgamation"). The amalgamation is expected to be completed during the 2027 financial year.

NOTES

NOTES

NOTES

NOTES

NOTES

JOIN THE Revolution

At SOLIS, we don't just sell and rent printers and copiers, we breathe life into your office. Leveraging state-of-the-art technology, expertly managed print services, and our responsive team of technicians, we not only minimize downtime but also ensure your seamless operational continuity.

– We craft creative workspace solutions.

SOLIS.TT

868 674 9772

INFO@SOLIS.TT

SOLIS

ERIC SOLIS MARKETING LTD

TRUSTED TECH, TAILORED SOLUTIONS

PRINTED & DESIGNED BY
OFFICE AUTHORITY